











SỞ GIÁO DỤC VÀ ĐÀO TẠO THANH HÓA
TRUNG TÂM NGOẠI NGỮ QUỐC TẾ LET'S GO

ÔN TẬP UNIT 1

LISTENING


PART 1

Listen and number. There is one example.

 <input type="text"/>	 <input type="text"/>	 <input type="text" value="1"/>	 <input type="text"/>
 <input type="text"/>	 <input type="text"/>	 <input type="text"/>	 <input type="text"/>

PART 2

Listen and circle. There is one example.



READING PART 1

Look, read and draw lines. There is one example.

1.



This is a bag.

2.



Close your book.

3.



It's a ball.

4.



My name is Kate.

PART 2

Look, read and circle. There is one example.

Example:



a pencil

a desk

1.



a pen

an eraser

2.



a globe

a board

3.



bird

peach

PART 3

Look, read and put a tick (✓) Yes or No. There is one example.

Example:

a table



Yes ☒

No ☐

1. It's a map.



Yes ☐

No ☐


2. Is this a marker?



Yes ☐

No ☐

3. This is a crayon.



Yes ☐

No ☐

WRITING PART 1

Order the letters. There is one example.

Example:



o b y

boy

1.



a m p

2.



i c h r a

3.



r a d o b

PART 2

Order the words. There is one example.

Example:

your

name

What's

?

What's your name?

1.

your

Take

out

book

.

2.

this

a

Is

poster

?

3.

is

This

an

eraser

.