

Short open answers

STRATEGY

Prima di rispondere alle domande

- Leggi il titolo. Ti darà degli indizi sul testo che stai per leggere.
- Leggi attentamente le istruzioni.
- Guarda l'esempio (0).
- Leggi il testo due volte.

Quando rispondi alle domande

- Leggi attentamente ogni domanda e poi trova la parte del testo a cui riferisce.

- Leggi quella parte del testo di nuovo.
- Scrivi delle risposte brevi usando al massimo quattro parole.
- Leggi le tue risposte e controlla l'ortografia e la grammatica.

READING TIP

Quando leggi, sottolinea le parole chiave nel testo. Poi sottolinea le parole chiave nelle domande.

EXAMPLE

Sports Day

- 1 *A1 Read the text about a sports day. Answer the questions (1-3). Use a maximum of 4 words. Write your answers in the boxes. The first one (0) is an example.

SUMMER CAMP

Wednesday, 10th August

Remember Wednesday 0 is Sports Day!

Groups meet in front of the summer camp at 8.30am and then walk to the Sports Centre. 1

You need sandwiches and a drink for lunch. 2

Please wear sports clothes and a sun-hat. 3

Le domande 0-3 sono sempre nell'ordine delle informazioni nel testo.

Scrivi solo una, due, tre o quattro parole nella tua risposta. Sottolinea le parole interrogative.

Where? Come risposta cerca un nome di un posto.

What? Come risposta cerca un nome di una cosa.

Which clothes? Come risposta cerca dei vestiti.

- 0 Which day is Sports Day?
1 Where is Sports Day?
2 What must you take?
3 Which clothes must you wear?

Wednesday

8.30

walk to the sports

2 sun hat

___/3

PRACTICE

A Concert

- 1 *A1 Read the email from Lisa. Answer the questions (1-4). Use a maximum of 4 words.
Write your answers in the boxes. The first one (0) is an example.

[Reply](#) [Forward](#)

To: dan3@htop.com CC BCC

From: lisaf@eletter.com

... I went to a concert on Saturday. It was my first live concert! It was great! I went with my brother and our friend Adam. We had fun. The concert was in the evening in the park. There were a lot of people there. The band played for two hours and they played our favourite music. After the concert, I bought a t-shirt – it's grey and black and it's really cool.

- 0 Which day was the concert?
- 1 Did Lisa enjoy the concert? *yes*
- 2 When was the concert?
- 3 Where was the concert?
- 4 What did Lisa buy?

Saturday	
6th Aug?	X
Sat 5th Aug	X
(Saturday) 12th	X

___/4

A Basketball Match

- 2 *A2 Read the email from Leon. Answer the questions (1-4). Use a maximum of 4 words.
Write your answers in the boxes. The first one (0) is an example.

[Reply](#) [Forward](#)

To: jayx@xdox.com CC BCC

From: leon9@yogo.com

Hi Jay,

I've got an extra ticket for the basketball match. Are you interested? We bought six tickets but my sister can't come. The match is on Friday evening and we're going by bus so you can come with us. We're meeting at the bus stop near the station at 6pm.

Please phone me as soon as possible if you want the ticket.

Leon

- 0 What is the ticket for?
- 1 Who has got an extra ticket, Jay or Leon?
- 2 When is the match?
- 3 How are they going to travel there?
- 4 What must Jay do if she wants the ticket?

A basketball match
Jay
Friday
Bus
phone Leon

___/4

PRACTICE

Weekend Sports

- 1 *A2 Read the advertisement about sports. Are the sentences 1-5 true, false or not given? Put a cross (X) in the correct box. The first one (0) is an example.

There are a lot of sports activities in Tatton this weekend.

RUGBY There's an under-15 rugby match at 3pm at Leston School.

SWIMMING The swimming pool is open from 8.30am to 9.00pm. Tickets. £5 adults, under 16s £2.50. Children under 5 free.

BIKE RIDE There's a 20km bike ride. Meet at the sports centre at 10am, finish at about 1pm.

RUNNING CLUB: short and long runs today. Please see website for more information.

TENNIS: Do you want to learn to play tennis? Come to the Tennis Club open day 10-5pm. Group lessons for 12-16 year olds.

	True	False	Not given
0 The article is about sport on Saturday and Sunday.	X		
1 The rugby players are adults.	X		
2 There are swimming lessons on Saturday.		X	
3 The bike ride starts in the morning.		X	
4 There isn't any running today.		X	
5 School students can have tennis lessons with their friends.			X

___/5

Three Sports In One

- 2 *A2 Read the newspaper article about a young sports person. Are the sentences 1-4 true, false or not given? Put a cross (X) in the correct box. The first one (0) is an example.

Lily Harmer doesn't have one sport. She has three and she's very good at all of them. She can swim well, she can run and ride a bike fast. Lily's sport is the triathlon - three sports in one race.

All her family enjoy sport: her mum plays tennis, her dad swims and her brother plays rugby.

Lily could ride a bike when she was four and she started swimming when she was five. But she wanted to do

more sport so she started running with her older brother. Lily's dad took her to the triathlon club when she was ten and she's been winning competitions since then.

With three sports, Lily spends all her free time running, swimming and cycling. She says she only has time for school, homework and sport! She usually goes out with her friends on Saturday and stays with her family on Sunday.

	True	False	Not given
0 Swimming, running and cycling are the three triathlon sports.	X		
1 Lily is the only person in her family who likes sport.			X
2 She has won a lot of triathlon competitions.		X	
3 Swimming is her favourite triathlon sport.	X		
4 She doesn't usually have time to see her friends.			X

___/4

Matching

STRATEGY

Prima di abbinare le risposte con le domande

- Guarda l'esempio e cerca di capire perché F è la risposta giusta.
- Leggi ogni domanda e cerca la risposta giusta.
- Ricordati che è possibile una sola risposta.
- Quando hai finito, controlla attentamente che le domande corrispondano alle risposte.

READING TIP

Se c'è una parola che non capisci, prova a capire il senso generale leggendo di nuovo la frase che la contiene. Aiutati con il contesto e con le altre parole contenute nella frase.

EXAMPLE

A School Trip

- 1 **A1** Read some questions (1-4) about a trip and match them with the answers (A-G). There are two answers you do not need. Write your answers in the boxes. The first one (0) is an example.

Questions

0 Is the trip on the bus long?

0 Sottolinea le parole chiave.

1 What time does the bus leave?

1 Sottolinea le parole interrogative.

2 Can I sit with my friends?

2 Domanda con *can*.

3 Must I take food with me?

3 Domanda con *must*.

4 How many bags can I take?

4 Domanda sulla quantità.

Answers

A Yes, you can but tell the teacher.

A Cerca una domanda con *can*.

B Only one small bag per person.

B Cerca una domanda che parla di un numero preciso.

C On Wednesday afternoon.

C Cerca una domanda con *When*?

D Bring some water and a snack.

D Cerca una domanda che parla di cibo.

E No, you don't.

E Cerca una domanda con *Do you*?

F It's about two hours.

F Cerca una domanda che parla di un lasso di tempo.

G At 8am. Don't be late!

G Cerca una domanda con *What time*?

0 1 2 3 4
F ☐ ☒ ☐ ☐ ☐

PRACTICE

Read the Instructions Carefully

- 1 ***A1** Read the packaging information (1-3) and match them with the pictures (A-F). There are two pictures you do not need. Write your answers in the boxes. The first one (0) is an example.



packet of biscuits



bottle of tablets



soft toy



tea bags



black t-shirts



plastic bag

- | | |
|---|---|
| <p>0 Wash in cold water.
Wash dark colours together.</p> <p>1 Take with water 3 times a day.
See your doctor if you don't feel better after 3 days.</p> | <p>2 Put the tea bag in a cup.
Add hot water.
You can add milk and sugar.</p> <p>3 This is not a toy.
Children must not play with this.</p> |
|---|---|

0 1 2 3

☒ E ☐ A ☐ B ☐ C

___/3

Healthy Life

- 2 ***A2** Match the advice about how to be healthy (1-4) to the headings (A-F). There is one heading you do not need. Write your answers in the boxes. The first one (0) is an example.

It isn't difficult to have good health. Just a few simple changes to your daily life can help.

- 0 Eat fresh fruit for snacks instead of sweets and crisps. Every day, make sure you have lots of vegetables for lunch and dinner. It's OK to have fast food and sweets sometimes – but not too often!
- 1 Spend some time outside every day – and leave your phone at home! You can sit in the garden or go for a short walk. It's good for you and makes you feel happier.
- 2 Sports and exercise are very important. If you don't enjoy playing team sports, find an activity you like. You can walk, dance, go skateboarding or ride your bike.
- 3 Fizzy, sweet drinks aren't very good for your teeth or your body. Drink water when you are thirsty and at meal times. It's a healthier drink.
- 4 We can't be busy all the time. Make sure you spend time with your family and friends. Do things together that you all enjoy and laugh – it's the best medicine!

- A Have fun
B Good food

- C Be active
D No medicine

- E Go outside
F Drink water

0 1 2 3 4

☒ B ☐ A ☐ C ☐ D ☐ E

___/4

Multiple choice

STRATEGY

- Leggi il testo, le domande e le opzioni.
- Sottolinea le parole chiave nel testo.
- Ricordati che non sempre troverai nelle domande le stesse parole che sono nel testo.

READING TIP

Quando cerchi delle informazioni specifiche in un testo, leggilo velocemente per trovare le informazioni che ti servono. Ignora le altre.

EXAMPLE

Shopping Online

- 1 *A1 Read the posts. Choose the correct answer (A, B, C or D) for questions 1-3. Put a cross (X) in the correct box. Only one answer is correct. The first one (0) is an example.

0 Darcy

I love the jacket! It isn't too big and it isn't too small. It's for school so I chose dark blue. It wasn't cheap but it's a very nice jacket

1 Ellen

I like the dress but I don't like the colour. The picture of the dress on the website was a different colour. I'm angry. I wanted it for a party today.

2 Sam

These trousers were very cheap but they're my favourite clothes now! I wear them every day with a big t-shirt. I'm really cool!

3 Charlie

My mum bought this shirt for me but I don't like it. It's very big and I don't like yellow. Can I change it for a simple black shirt?

0 Esprime un parere positivo o negativo sulla giacca?

1 Perché non le piace il vestito?

2 Esprime un parere positivo o negativo sui pantaloni?

3 Quale camicia ha comprato sua madre?

0 What does Darcy think about the jacket?

- A She's happy with it. ☒
- B It didn't cost a lot of money. ☐
- C She likes the colour. ☐
- D It's too large. ☐

1 What's the problem with Ellen's dress?

- A It's the wrong dress. ☐
- B It isn't a party dress. ☐
- C It's the wrong colour. ☐
- D It's very small. ☐

2 Sam thinks the trousers are

- A terrible. ☐
- B very nice. ☐
- C quite good. ☒
- D smart. ☐

3 What did Charlie's mum buy?

- A A black shirt. ☒
- B A small shirt. ☐
- C A t-shirt. ☐
- D A yellow shirt. ☐

PRACTICE

Winter Sports

- 1 *A1 Read the information about a skiing trip. Choose the correct answer (A, B, C or D) for questions 1-3. Put a cross (X) in the correct box. Only one answer is correct. The first one (0) is an example.



SKIING TRIP

Year 8 and 9 students – this is a ski trip for you!
It's from 20 to 27 January.

We're going to St Anton in Austria.
We're staying at The White Mountain Hostel.
It costs £600 (pay before 15 December).

Programme:

Day 1 Sunday

Leave school at 5.30am. Fly to Austria.
Dinner in the hotel.

Days 2 – 6 (Monday to Friday)

Morning: Beginners ski lessons with an Austrian teacher.

Afternoon: walks, snowboarding, games.

Day 6 afternoon: Ski races.

Day 7

Leave hotel at 6am. Fly to England.

Are you interested? Come to the meeting on Monday, 10 October at 1.30pm in Room 16 for more information.

- 0 The information is for
- | | |
|---------------|-------------------------------------|
| A teachers. | <input type="checkbox"/> |
| B students. | <input checked="" type="checkbox"/> |
| C parents. | <input type="checkbox"/> |
| D PE teachers | <input type="checkbox"/> |
- 1 How long is the trip?
- | | |
|-----------|-------------------------------------|
| A 2 weeks | <input checked="" type="checkbox"/> |
| B 5 days | <input type="checkbox"/> |
| C 1 week | <input type="checkbox"/> |
| D 1 day | <input type="checkbox"/> |
- 2 How do they travel to Austria?
- | | |
|-------------|-------------------------------------|
| A By boat | <input type="checkbox"/> |
| B By plane. | <input type="checkbox"/> |
| C By bus. | <input checked="" type="checkbox"/> |
| D By train. | <input type="checkbox"/> |
- 3 When must you pay?
- | | |
|---------------|-------------------------------------|
| A 15 December | <input checked="" type="checkbox"/> |
| B 27 January | <input type="checkbox"/> |
| C 20 January | <input type="checkbox"/> |
| D October | <input type="checkbox"/> |

___/3

Train for Listening

Labelling

STRATEGIES

Prima di ascoltare

- Leggi il titolo.
- Guarda attentamente la foto. Guarda le persone e il loro aspetto.
- Guarda dove si trovano le persone e cosa fanno.
- Guarda l'esempio (0).

Mentre ascolti

- Ascolta bene e guarda la foto.

- Identifica ogni persona e scrivi il nome che senti.
- La seconda volta che ascolti, controlla bene le tue risposte.

LISTENING TIP

Quando guardi la foto prima di ascoltare, pensa alle parole che ti aspetti di sentire per descrivere ogni persona. Nota le differenze fra le persone, per esempio: il colore di capelli, i vestiti, cosa stanno facendo.

EXAMPLE

Amy's Family



- 1 *** A1** Listen to Amy describing a picture of her family. Write the people's names in the boxes. The first one (0) is an example.
You will hear the recording twice.
You will have 20 seconds at the end of the second recording to complete your answers.
You now have 20 seconds to look at the task.



You don't need all the information you hear to complete the task.

Focus on where each person is in the photo.

What is each person doing?

Listen carefully to the name of the person. You might hear it more than once.

Pay attention to physical descriptions and the clothes the people are wearing.

PRACTICE

My friends

0.3

- 1 *** A1** Listen to Tom describing a photo of his friends. Write the people's names in the boxes.
The first one (0) is an example.
You will hear the recording twice.
You will have 20 seconds at the end of the second recording to complete your answers.
You now have 20 seconds to look at the task.

1

4



0 Tom

2

3

___/4

Train for Listening

Multiple choice

STRATEGIES

Prima di ascoltare

- Leggi il titolo per capire di cosa si parlerà.
- Leggi bene le istruzioni e guarda l'esempio (0).
- Leggi ogni domanda e guarda le 4 opzioni.

Mentre ascolti

- Ascolta bene e scegli solo una risposta.
- Al secondo ascolto, controlla le tue risposte.

LISTENING TIP

Non scegliere la risposta appena senti una parola. Ascolta tutta la frase e scegli la risposta giusta.

EXAMPLE

A Birthday Party

0.4

- 1 *A2 Listen to two children talking about a birthday party. While listening, choose the correct answer (A, B, C or D) for questions 1-3. Put a cross (X) in the correct box. Only one answer is correct. The first one (0) is an example.

You will hear the recording twice.

You will have 20 seconds at the end of the second recording to complete your answers.

You now have 20 seconds to look at the task.

- 0 Whose birthday is it? You hear the names of a boy and a girl. Who is having a birthday?

Sam's	Milly's	Emma's	Johnny's
A <input type="checkbox"/>	B <input checked="" type="checkbox"/>	C <input type="checkbox"/>	D <input type="checkbox"/>

- 1 When is the party? You hear two days. Which day answers the question?

Tuesday	Thursday	Friday	Saturday
A <input type="checkbox"/>	B <input type="checkbox"/>	C <input type="checkbox"/>	D <input type="checkbox"/>

- 2 Where are they going to meet? You need to understand where they are going to meet.

			
A <input type="checkbox"/>	B <input type="checkbox"/>	C <input type="checkbox"/>	D <input type="checkbox"/>

- 3 How is Sam going to get there? Remember the question is about Sam, not Milly.

			
A <input type="checkbox"/>	B <input type="checkbox"/>	C <input type="checkbox"/>	D <input type="checkbox"/>

PRACTICE

A School Trip

0.5

- 1 * A2 Listen to a boy telling his mum about a school trip. While listening, choose the correct answer (A, B, C or D) for questions 1-5. Put a cross (X) in the correct box. Only one answer is correct. The first one (0) is an example.

You will hear the recording twice.





You will have 20 seconds at the end of the second recording to complete your answers.

You now have 20 seconds to look at the task.

- 0 Where is the class going to go?

			
A <input type="checkbox"/>	B <input type="checkbox"/>	C <input checked="" type="checkbox"/>	D <input type="checkbox"/>

- 1 What does the boy like best?

			
A <input type="checkbox"/>	B <input type="checkbox"/>	C <input type="checkbox"/>	D <input type="checkbox"/>

- 2 When is the trip?

20th October	13th October	14th October	15th October
A <input type="checkbox"/>	B <input type="checkbox"/>	C <input type="checkbox"/>	D <input type="checkbox"/>

- 3 What time will they return to school?

10.00 pm	3.30pm	10.30pm	9.30pm
A <input type="checkbox"/>	B <input type="checkbox"/>	C <input type="checkbox"/>	D <input type="checkbox"/>

- 4 How much does the trip cost?

£8	£12	£20	£28
A <input type="checkbox"/>	B <input type="checkbox"/>	C <input type="checkbox"/>	D <input type="checkbox"/>

- 5 What should the students take with them?

			
A <input type="checkbox"/>	B <input type="checkbox"/>	C <input type="checkbox"/>	D <input type="checkbox"/>

___/5

Train for Listening

Multiple choice

STRATEGIES

Prima di ascoltare

- Leggi il titolo. Ti darà degli indizi sul testo che stai per ascoltare.
- Leggi bene le istruzioni.
- Guarda l'esempio (0).
- Leggi tutte le domande.

Mentre ascolti

- Ascolta bene e scegli solo una risposta.
- Al secondo ascolto controlla bene le tue risposte.

LISTENING TIP

Non scegliere una risposta solo perché senti la stessa parola. Devi capire il contesto.

EXAMPLE

A Picnic



- 1 * A1 Listen to Jamie and Kylie talking about sandwiches for a picnic lunch. While listening, choose the correct answer (A, B, C or D) for questions 1-3. Put a cross (X) in the correct box. Only one answer is correct. The first one (0) is an example.

You will hear the recording twice.

You will have 20 seconds at the end of the second recording to complete your answers.
You now have 20 seconds to look at the task.

Le domande sono sempre nello stesso ordine della registrazione.

- 0 Rebecca doesn't like

A tomatoes. ☐
B sandwiches. ☐
C cheese. ☐
D bread. ☒

- 2 Jenny can't eat

A cheese. ☐
B eggs. ☐
C bread. ☐
D meat. ☐

- 1 The cheese and tomato sandwiches are for

A Ben. ☐
B Molly. ☐
C all the friends. ☐
D Jamie and Kylie. ☐

- 3 Kylie wants sandwiches with

A egg. ☐
B meat. ☐
C fish. ☐
D cheese. ☐

___/3

PRACTICE

A Day Out



- 1 *** A1** Listen to Charlie talking about a visit to a water park. While listening, choose the correct answer (A, B, C or D) for questions 1-4. Put a cross (X) in the correct box. Only one answer is correct. The first one (0) is an example.

You will hear the recording twice.

You will have 20 seconds at the end of the second recording to complete your answers.

You now have 20 seconds to look at the task.

- 0 How old was Luke?

A 13 ☐
 B 14 ☒
 C 15 ☐
 D 16 ☐

- 3 At lunch-time, Luke and his friends

A ate in a café. ☐
 B had a picnic. ☐
 C didn't eat. ☐
 D had an ice-cream. ☐

- 1 How many people went with Luke?

A 2 ☐
 B 3 ☐
 C 4 ☐
 D 5 ☐

- 4 Charlie

A enjoyed the trip. ☐
 B was bored all day. ☐
 C didn't like the park. ☐
 D was unhappy. ☐

- 2 They were early because they wanted to

A meet their school friends. ☐
 B buy their tickets. ☐
 C go there by bus. ☐
 D be there all morning and afternoon. ☐

___/4

Train for Listening

Matching

STRATEGY

Prima di ascoltare

- Leggi il titolo. Ti darà delle informazioni sul testo che stai per ascoltare.
- Leggi bene le istruzioni.
- Guarda le opzioni (parole o immagini)
- Guarda l'esempio (0).

Mentre ascolti

- Le parole 0-4 appaiono nello stesso ordine della registrazione.
- Ricordati che non ti servono tutte le opzioni.
- Durante il primo ascolto, abbina i numeri e le lettere.

- Durante il secondo ascolto, controlla e poi completa l'esercizio.

LISTENING TIP

Fai attenzione ai verbi negativi. Cambiano il senso di una frase completamente.

A lei piace il color rosa. A lei non piace il color rosa.
She likes pink. She doesn't like pink.

Vanno a fare shopping il sabato. Non vanno mai a fare shopping il sabato.
They go shopping on Saturday. They never go shopping on Saturday.

EXAMPLE

A New Flat



- 1 * A1 Listen to a man and a woman talking about the colours of the rooms in their new flat. While listening, match the rooms (1-4) to the colours (A-G). Write your answers in the boxes. There are two colours you do not need. The first one (0) is an example.

You will hear the recording twice.

You will have 20 seconds at the end of the second recording to complete your answers.

You now have 20 seconds to look at the task.

Le parole 0-4 sono sempre nello stesso ordine della registrazione.

0 kitchen

1 living room

2 bathroom

3 bedroom

4 baby's room

A grey

B green

C orange

D white

E pink

F blue

G yellow

Ci sono a volte parole o opzioni in più che non devi usare. Ecco le due parole in più.

Fai attenzione ogni volta che senti il nome di un colore.

0 1 2 3 4
G ☐ ☐ ☐ ☐ ☐

___/4

PRACTICE

A Family Photo


0.9

- 1 * A1 Listen to Isabel talking about her family. While listening, match the people (1-4) to the pictures (A-G). Write your answers in the boxes. There are two pictures you do not need. The first one (0) is an example.

You will hear the recording twice.

You will have 20 seconds at the end of the second recording to complete your answers.

You now have 20 seconds to look at the task.



0 grandpa	B
1 dad	
2 brother	
3 sister	
4 cousin	

___/4

My Home

10

- 2 * A2 Listen to people talking about their homes. While listening, match the speakers (1-3) with the pictures (A-E). Write your answers in the boxes. There is one picture you do not need. The first one (0) is an example.

You will hear the recording twice.

You will have 20 seconds at the end of the second recording to complete your answers.

You now have 20 seconds to look at the task.



Speaker 0	D
Speaker 1	
Speaker 2	
Speaker 3	

___/3