


## Worksheets: Position and movement



1. Look at the picture below. Then circle the correct landmark found in the grid references indicated below.



- a. At position B2



- b. At the position D3

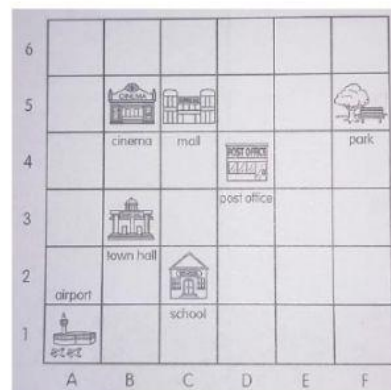


- c. At the position E6

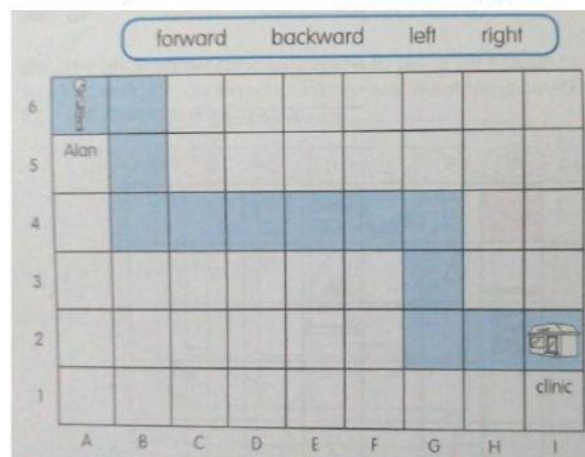


2. Look at the map below. Then fill in the blanks

- The airport is at \_\_\_\_\_
- The town hall is at \_\_\_\_\_
- The mall is at \_\_\_\_\_
- The \_\_\_\_\_ is at F5
- The \_\_\_\_\_ is at C2
- The \_\_\_\_\_ is at D4



3. Alan walks on the blue path to get to the clinic. Fill in the blanks with the correct answers. You may use the words below to help you.



- From A6, he first moves \_\_\_\_\_ 1 square.
- Then he turns \_\_\_\_\_ and moves \_\_\_\_\_ 2 squares.
- Next, he turns \_\_\_\_\_ at B4 and moves \_\_\_\_\_ 5 squares.
- He then turns \_\_\_\_\_ at \_\_\_\_\_ and moves \_\_\_\_\_ 2 squares.
- Finally, he turns \_\_\_\_\_ at G2 and moves \_\_\_\_\_ 2 squares to get to the clinic at \_\_\_\_\_