

FINAL TEST SEMESTER 1 – TEST 5

Full name: _____

Mark

Class : _____

School : _____

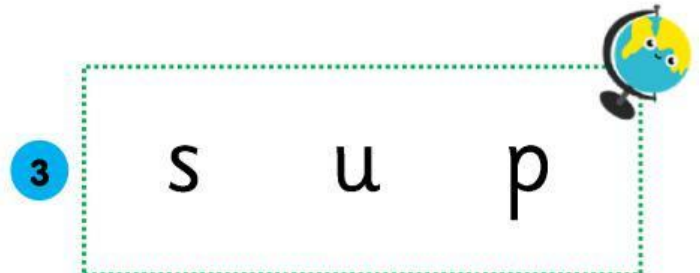
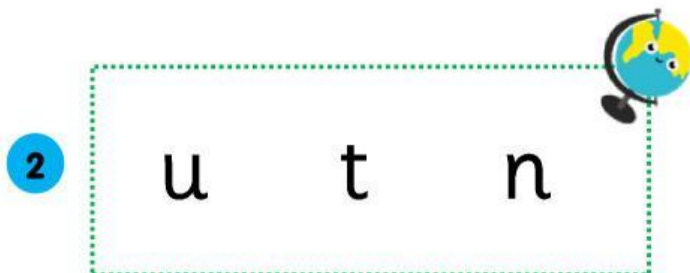

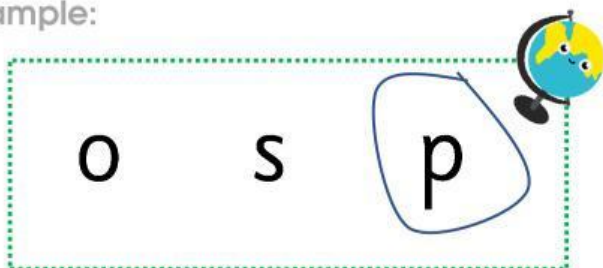
LISTENING

Part 1

- 3 questions-

Listen and circle the sound you hear. There is one example.

Example:




Part 2

- 3 questions-

Listen and circle the correct picture. There is one example.

Example:



Part 3

- 3 questions-

Listen and tick the correct box. There is one example.

Example:

| | |
|--|---|
| <div style="border: 1px solid #ccc; border-radius: 15px; padding: 10px; margin-bottom: 10px;"> <input type="checkbox"/> I'm happy. <input checked="" type="checkbox"/> I'm hungry. </div> <div style="border: 1px solid #ccc; border-radius: 15px; padding: 10px;"> <input type="checkbox"/> I'm 9 years old. <input type="checkbox"/> I'm 8 years old. </div> | <div style="border: 1px solid #ccc; border-radius: 15px; padding: 10px; margin-bottom: 10px;"> <div style="text-align: center; font-weight: bold; color: blue; border: 1px solid blue; border-radius: 50%; width: 20px; height: 20px; margin: 0 auto 10px auto;">1</div> <input type="checkbox"/> I read books. <input type="checkbox"/> I eat snacks. </div> <div style="border: 1px solid #ccc; border-radius: 15px; padding: 10px;"> <div style="text-align: center; font-weight: bold; color: blue; border: 1px solid blue; border-radius: 50%; width: 20px; height: 20px; margin: 0 auto 10px auto;">3</div> <input type="checkbox"/> It's a triangle. <input type="checkbox"/> It's a rectangle. </div> |
|--|---|

Part 4

- 3 questions-

Listen and circle YES or NO. There are two examples.

Example:

| | |
|---|---|
| <div style="display: flex; align-items: center; gap: 10px;"> <div style="background-color: blue; color: white; border-radius: 50%; width: 30px; height: 30px; display: flex; align-items: center; justify-content: center; font-weight: bold;">a</div> <div style="border: 1px solid black; border-radius: 50%; padding: 5px; font-weight: bold;">YES</div> <div style="font-weight: bold;">NO</div> </div> | <div style="display: flex; align-items: center; gap: 10px;"> <div style="background-color: blue; color: white; border-radius: 50%; width: 30px; height: 30px; display: flex; align-items: center; justify-content: center; font-weight: bold;">b</div> <div style="font-weight: bold;">YES</div> <div style="border: 1px solid black; border-radius: 50%; padding: 5px; font-weight: bold;">NO</div> </div> |
| <div style="display: flex; align-items: center; gap: 10px;"> <div style="background-color: blue; color: white; border-radius: 50%; width: 30px; height: 30px; display: flex; align-items: center; justify-content: center; font-weight: bold;">1</div> </div> | <div style="display: flex; justify-content: space-around; font-weight: bold;"> <div>YES</div> <div>NO</div> </div> |
| <div style="display: flex; align-items: center; gap: 10px;"> <div style="background-color: blue; color: white; border-radius: 50%; width: 30px; height: 30px; display: flex; align-items: center; justify-content: center; font-weight: bold;">2</div> </div> | <div style="display: flex; justify-content: space-around; font-weight: bold;"> <div>YES</div> <div>NO</div> </div> |
| <div style="display: flex; align-items: center; gap: 10px;"> <div style="background-color: blue; color: white; border-radius: 50%; width: 30px; height: 30px; display: flex; align-items: center; justify-content: center; font-weight: bold;">3</div> </div> | <div style="display: flex; justify-content: space-around; font-weight: bold;"> <div>YES</div> <div>NO</div> </div> |



FINAL TEST 5

Full name: _____

Mark

Class : _____

School : _____

















READING and WRITING

Part 1

- 3 questions-

Look. Trace. Circle the correct picture. There is one example.

Example:

| | | | | |
|---|---|---|---|---|
| |  |  |  |  |
| 1 |  |  |  |  |
| 2 |  |  |  |  |
| 3 |  |  |  |  |

Part 2

- 3 questions-

Look. Read. Tick the correct sentence. There is one example

Example:



It's a triangle.

It's a circle.



I can see a robot.

I can see an orange.



I'm bored.

I'm thirsty.



I'm from New York.

I'm from Da Nang.

Part 3

- 3 questions-

Look at the picture. Read and tick or cross. There are two examples.

Example:

a



I have a pen



b



It's a goat.

x

1

18

There are eighteen dogs.

☐

2



It's a robot.

☐

3



Let's play hide – and – seek.

☐

Part 4

- 3 questions-

Look. Write the word. There is one example.

goat

~~square~~

umbrella

rabbit

Example:



1



2



3



Example:

It's a square.

1

It's a _____.

2

I have a _____.

3

I have an _____.