

Part 1

- 5 questions -

Look and read. Put a tick () or a cross () in the box. There are two examples.

Examples



This is a flower.




This is a television.



Questions


1



This is an eraser.




2



These are goats.

☐

3



This is a potato.

☐

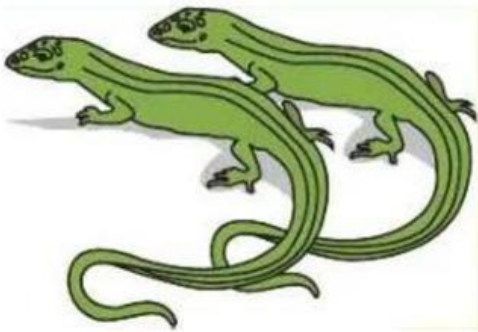
4



This is a motorbike.

☐

5



These are snakes.

☐

Part 2

– 5 questions –

Look and read. Write **yes** or **no**.



Examples

There are two orange trees.

yes

The birds are flying.

no

Questions

1 The boy has got four oranges.

2 The apples on the tree are green.

3 There are watermelons in a blue bag.

4 A lizard is sleeping under the pear tree.

5 A girl is picking up a tomato.

Part 3

– 5 questions –

Look at the pictures. Look at the letters. Write the words.

Example



c h i p s



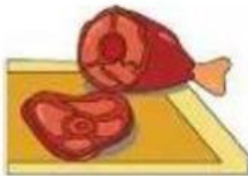
Questions

1





2





3





4





5





Part 4 – 5 questions –

A television

I am on a small*table*..... in the living room in Mr and Mrs Bird's (1)..... . The family sits on chairs or on their (2)..... and watches me. They can watch sports like (3)..... or basketball or watch their favourite animals like (4)..... on me.

They watch me at (5)..... but not in the day.

What am I? I am a television.


example



house



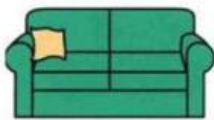
table



football



fish



sofa



night



pencils



monkeys

Part 5
– 5 questions –

Look at the pictures and read the questions. Write one-word answers.



Examples

What is the teacher wearing?

a skirt

How many children are there?

five


Questions

1 What is the boy with the red T-shirt doing?

kicking a ball



- 2 Who is holding the ball? the _____
- 3 What are the children looking at? a _____



- 4 Where are the children now? in the _____
- 5 What is the teacher doing? _____ to the board