

## Listening

## PART 1 Questions 1-5



For each question, choose the correct answer.

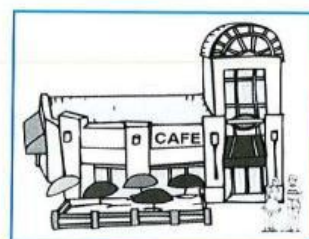
1. Where will Ben and Sally go after school?



A

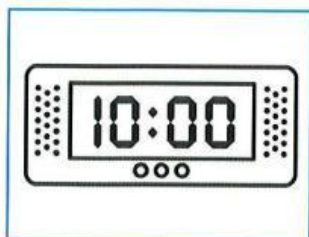


B




C


2. What time does the school sports day start?



A



B



C


3. What will Mary have for lunch?



A



B



C



4. How much are the shoes?



A



B



C

5. What was the weather like on Friday?



A



B



C

### Listening Part 1 Exam Tips

- Read the question and then look at the three pictures.
- During the first listening, listen for information that goes with the pictures and then choose the correct answer.
- When you hear the listening the second time, read the question again and make sure that your answer is correct.
- When one of the speakers makes a suggestion, you should try to understand if the other speaker agrees or not.
- There are different ways to talk about **time**. You need to learn these different ways. (eg. 'a *quarter past ten*' is the same as '*ten fifteen*'.)

**PART 2 Questions 6-10**

For each question, write the correct answer in the gap. Write **ONE WORD** or a number or a date or a time.  
You will hear a teacher talking to a group of students about a school calendar.

**School Calendar**

For next: year

Start to sell calendars in: (6) .....

Last date to enter competition: (7) .....

Front picture will be: (8) in .....

Total number of pictures: (9) .....

Send your pictures to: (10) Mrs .....

**Listening Part 2 Exam Tips**

- First, read and listen to the instructions. During the pause, read the title and the questions to find out what it is about.
- Now, read the notes carefully before listening. Look at the words just before and after each gap. Think what kind of information you need to write in each one.
- Here, you will need to listen for names, days, dates, places, phone numbers, websites and times. Read the notes carefully before listening so that you know what you should listen for.
- During the first listening, listen for any information that goes with the text and write it down.
- During the second listening, check again that your answers are correct.
- If a word is spelt out in the listening, make sure that you write it correctly on your answer sheet.
- Finally, make sure that you spell all the words correctly.

**PART 3 Questions 11-15**

For each question, choose the correct answer.

You will hear Sarah talking to her friend Tom about a school trip.

- 11 Where will they stay?
  - A in a hotel
  - B on a campsite
  - C in a guest house
- 12 Sarah thinks a camping holiday
  - A is like her usual holidays.
  - B will be a nice change.
  - C is better with families.
- 13 For Sarah and Tom, the holiday will be
  - A expensive.
  - B cheap.
  - C free.
- 14 What will the weather be during their school trip?
  - A rainy
  - B sunny
  - C cold
- 15 Where will they eat?
  - A on the campsite
  - B at a cafe
  - C in the farm

**Listening Part 3 Exam Tips**

- Read the instructions in order to find out what the conversation is about.
- During the first listening, listen to what the conversation is about and choose the best answer for each question.
- When you listen again, check all your answers carefully.
- Synonyms, as well as Antonyms (words that have the opposite meaning) are important here, because the words in the listening text are often different from the words that you read in the questions.