ALGEBRA

Expressions and Equations:

Solve these equations. Use the inverse operations.

a. X + 8 = 23

X = ☐

b. 14 – X= 9

X = ☐

PRACTICE SOLVING ONE STEP EQUATIONS

1. x - 13 = 21

Solve for: ☐

Move the: ☐

Inverse Operation: ☐

x - 13 = 21

☐ ☐

x = ☐

Check: **x - 13 = 21**

☐ - 13 = 21

☐ = 21

2. y + 7 = 32

Solve for: ☐

Move the: ☐

Inverse operation: ☐

y + 7 = 32

☐ ☐

y = ☐

Check: **y + 7 = 32**

☐ + 7 = 32

☐ = 32

1. a + 4 = 10

a = ☐

2. b + 6 = 19

b = ☐

3. c + 3 = 24

c = ☐

4. d + 12 = 35

d = ☐

LIVEWORKSHEETS

2 STEP EQUATIONS:

Solve each equation. Check your solution.

1. $2x + 1 = 9$

2. $5b + 2 = 17$

3. $3w + 5 = 23$

4. $\frac{3}{8}n + 1 = -25$

GEOMETRY

Worksheet 1 Types of Triangles

1. Match each shape to its name. Each shape can only be matched to one name.

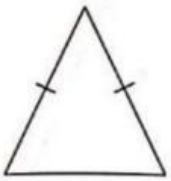

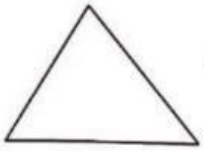

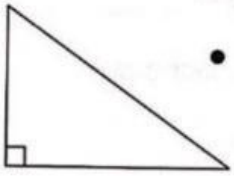

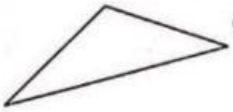

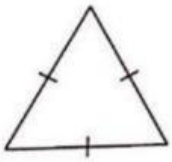

- Equilateral triangle
- Right-angled triangle
- Isosceles triangle
- Obtuse-angled triangle
- Acute-angled triangle

LIVEWORKSHEETS

Types of Angles

Drag the names and label each type of angle.

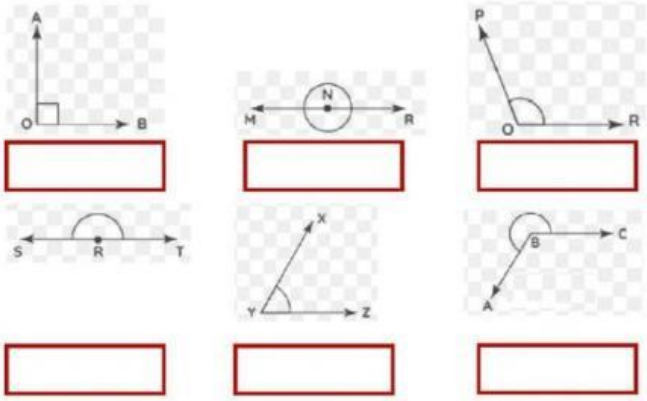

Acute Angle **Obtuse Angle** **Right Angle**

Straight Angle **Reflex Angle** **Complete/ Full Angle**

Angle Measurements

Hint: A right angle is 90 degrees 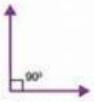

Right angle ***. A straight angle is 180 degrees*** 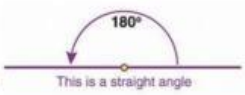

Identify the measure of the missing angle. Only put the measurement of the angle in the box. Remember to email your finished paper to your teacher. You must put your name, grade, and math in the blank

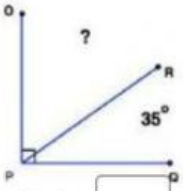

Angle = ____

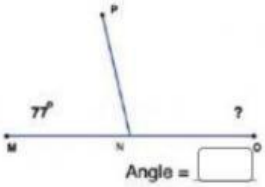

Angle = ____

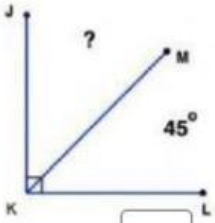

Angle = ____

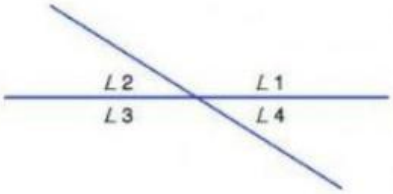

∠1 = 148°

∠2 = 32°

∠3 = ____

∠4 = ____

LIVEWORKSHEETS

Calculate the angles in degrees. Do not try to measure, because the pictures are not exact.

1	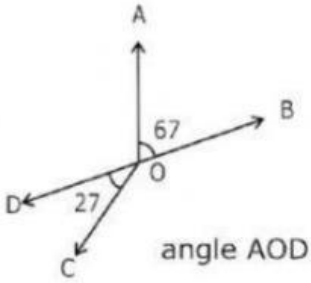 angle AOD =	2	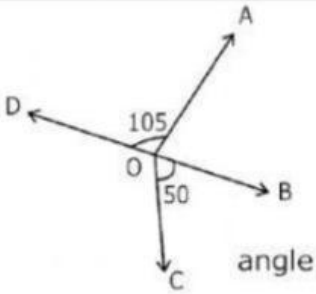 angle AOB =

Parts of Solid Shape (Polyhedron)

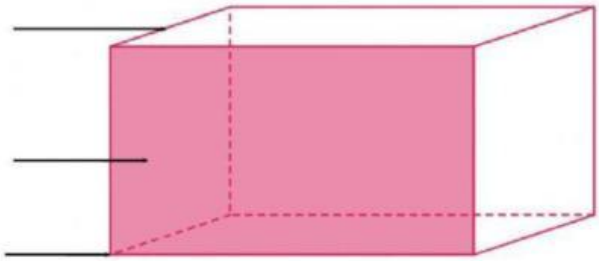

Vertex

Edge

Face

3D Shapes

1)

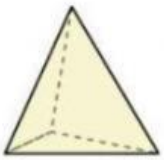

A. Rectangular Prism
B. Triangular Pyramid
C. Cube
D. Cylinder

2)

A. Rectangular Pyramid
B. Cube
C. Triangular Pyramid
D. Sphere

3)

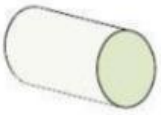

A. Rectangular Pyramid
B. Triangular Prism
C. Cone
D. Cylinder

4)

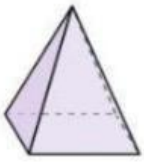

A. Cone
B. Rectangular Pyramid
C. Triangular Pyramid
D. Cube

5)



A. Rectangular Prism
B. Triangular Pyramid
C. Cone
D. Cylinder

6)

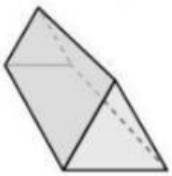

A. Sphere
B. Triangular Prism
C. Triangular Pyramid
D. Cone

LIVEWORKSHEETS

GEOMETRIC MEASUREMENTS

Perimeter and Area of Triangles:

Hint:

- ***Area***: *1/2 x base x height - - - - (Area = .5 x b × h)*
- ***Perimeter***: *a + b + c - - - - - - (Perimeter = a + b + c)*

Calculate the area and perimeter of these triangles

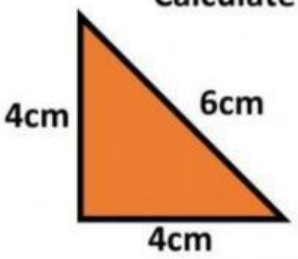

Perimeter = ____ cm

Area = ____ cm^2

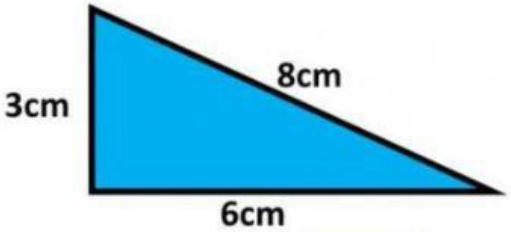

Perimeter = ____ cm

Area = ____ cm^2

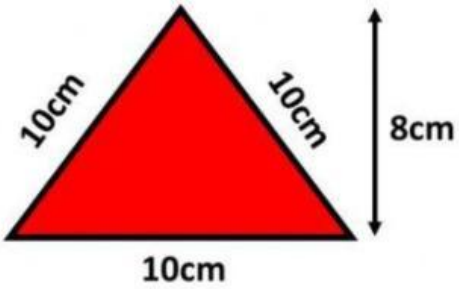

Perimeter = ____ cm

Area = ____ cm^2

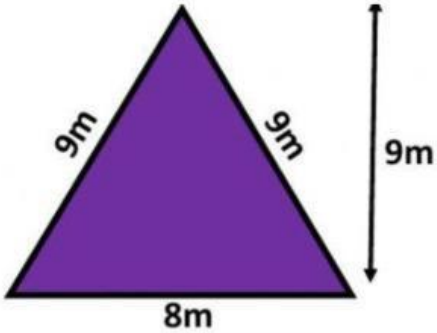

Perimeter = ____ m

Area = ____ m^2

Area of a Square:

Hint: Area = a^2

Find the area of each square.

1)



Area = ____

2)

Area = ____

3)

Area = ____

LIVEWORKSHEETS

Volume

Finding Volume with Unit Cubes **Exit Tasl**

Find the length, width and height of the rectangular prism. Then find the volume.

Ex)

1)

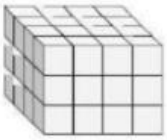

2)

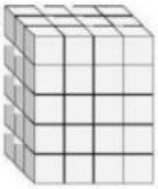

3)

4)

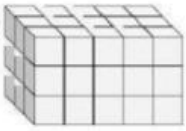

5)

Answers

	L	W	H	V
Ex.	4	4	2	32
1.				
2.				
3.				
4.				
5.				

COMPUTING FOR VOLUME

The formula for getting the volume of a rectangular prism is L x H x W. Let's practice computing for volume with the following problems. Input the right value and the unit with a space in between.

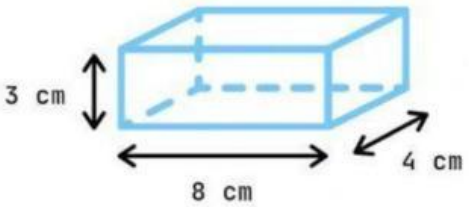

L H W

x x

Volume:

cm^3

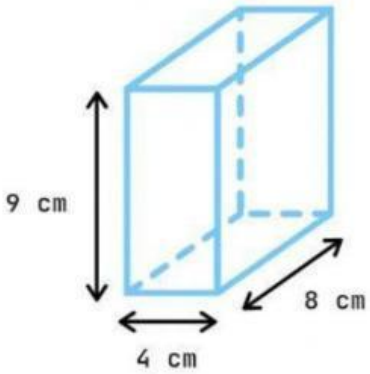

L H W

x x

Volume:

cm^3

LIVEWORKSHEETS

Symmetry

MATHEMATICS – LINES OF SYMMETRY

Look at the shapes below. There are two boxes below each shape. The first box is a Yes or No box (If you believe that the shape has a line of symmetry or not). You must type the number of lines of symmetry the shape has in the second box.

E.g.

Yes | 1

1

2

3

6

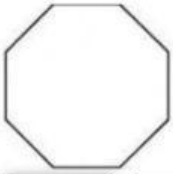

7



8

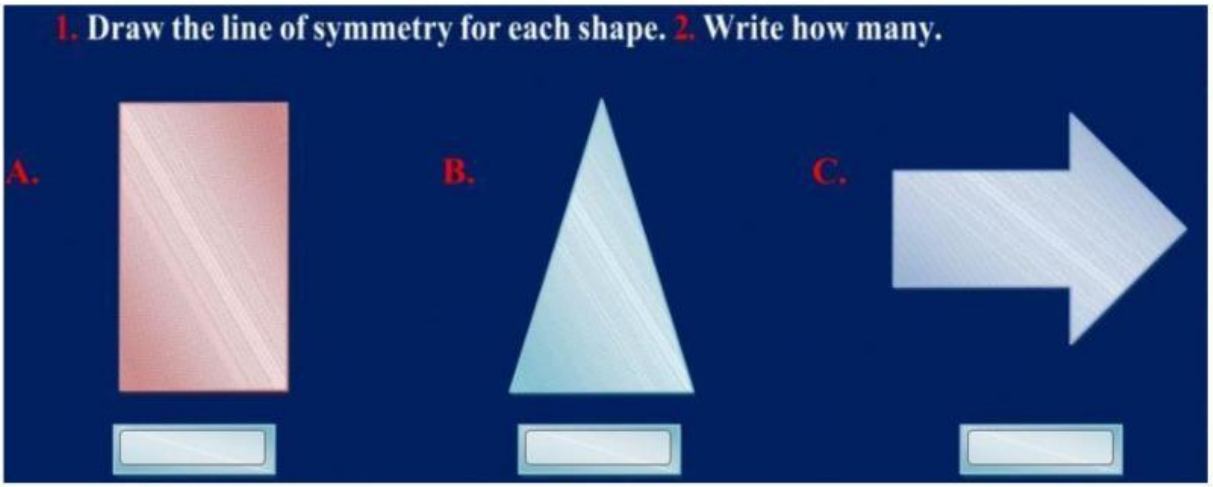

LIVEWORKSHEETS

COORDINATE PLANES

Objects on a Coordinate Plane

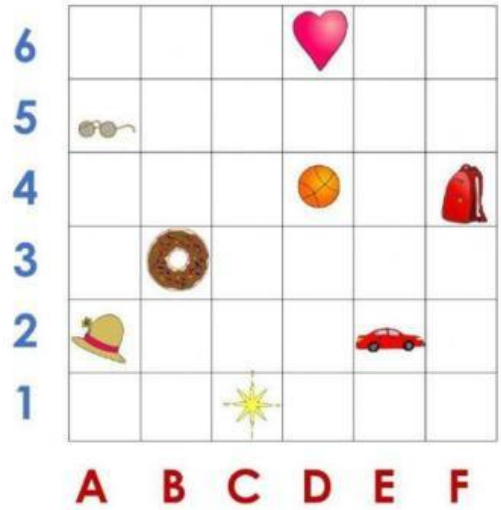

1. (D, 4)
2. (A, 5)
3. (E, 2)
4. (F, 4)

5. Heart (,)
6. Donut (,)
7. Hat (,)
8. Star (,)

Basketball	Glasses	Car	Bookbag

Plotting Points

Plot the given points
Write the corresponding number in the correct box

1. $(-2, 0)$
2. $(-3, 3)$
3. $(4, 2)$
4. $(0, 4)$
5. $(4, -3)$
6. $(3, -5)$
7. $(0, -4)$
8. $(-2, -4)$
9. $(-1, 5)$
10. $(1, -2)$

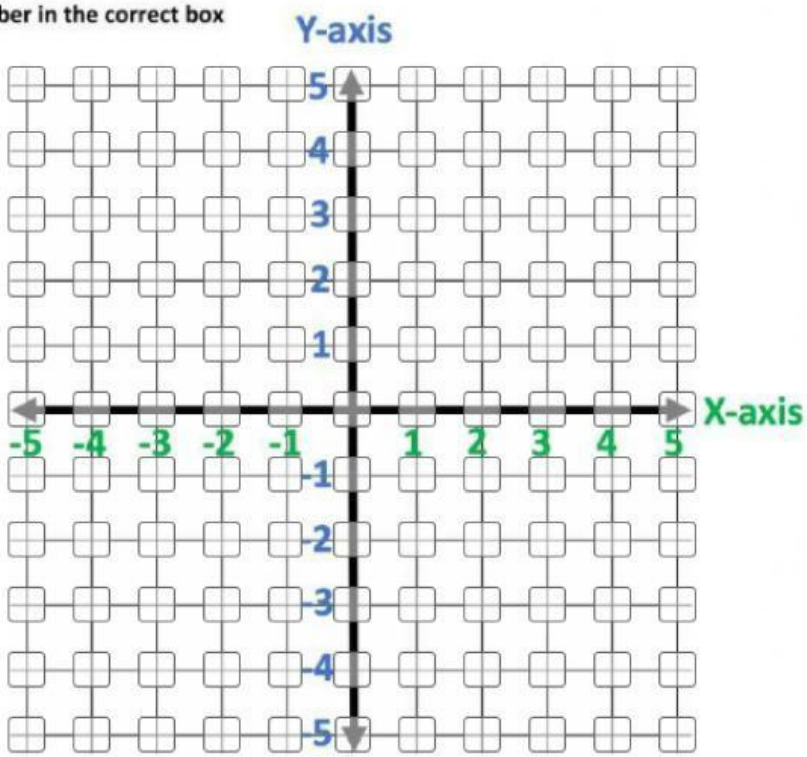

LIVEWORKSHEETS

Quadrants:

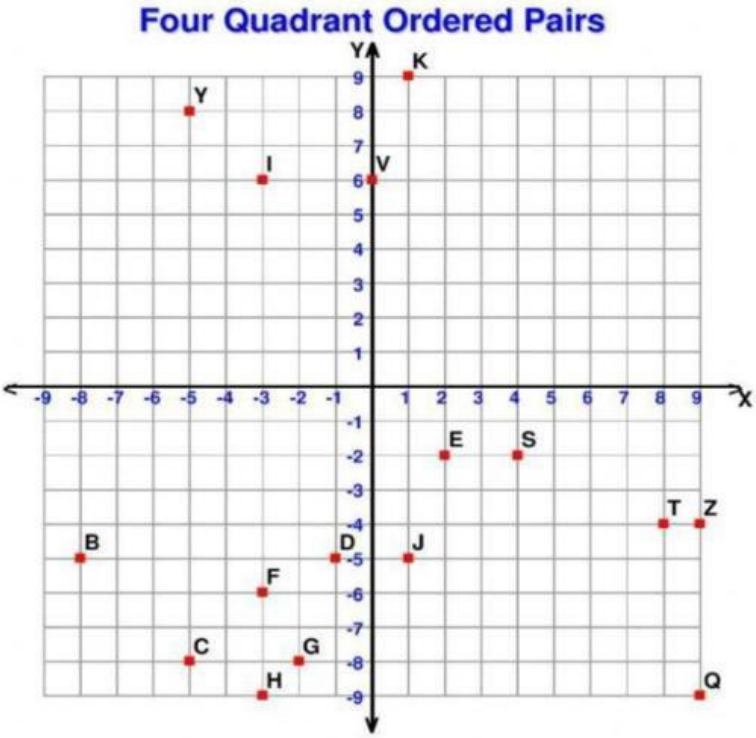

Tell what point is located at each ordered pair.

1) (-5,-8) ____ 3) (-3,+6) ____ 5) (-2,-8) ____ 7) (+4,-2) ____

2) (+1,-5) ____ 4) (+9,-4) ____ 6) (+8,-4) ____ 8) (-5,+8) ____

Data and Graphs:

Our Favorite Fruit

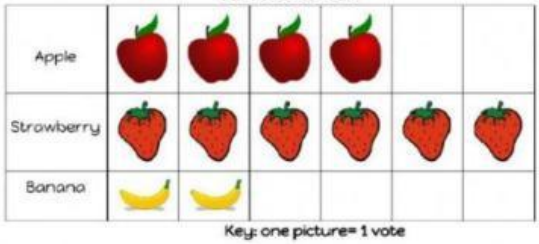

Key: one picture= 1 vote

1)What is the title of the graph?	Fruit	Our Favorite Fruit	Fruit we hate	
2) How many voted for banana?	1	5	2	
3) How many voted for apple?	3	6	4	
4) How many voted for Strawberry?	6	2	4	
5) How many voted total? (count up every picture to help you figure it out)	5	12	14	
6) How many voted for apple and strawberry altogether? (add the apples and strawberry together!)	10	6	4	

Frequency and Tally Charts:

A teacher asked students to name their favourite subjects.

Complete the tally table by dragging the answers from the list.

IIII | ~~IIII~~ | 12 | ~~IIII~~ III | ~~IIII~~ ~~IIII~~ | 5

Subject	Tally	Frequency
Art	IIII	
Dance	~~IIII~~ ~~IIII~~ II	
Music		8
PE		4
Spanish		10
Drama		5

a. Which subject was most liked? ____

b. Which two subjects had equal votes? ____

c. Which subject was least liked? ____

LIVEWORKSHEETS

Pictographs:

Use the pictograph below to answer the following questions.

Choir

	Number of singers
Soprano	🧍🧍🧍🧍🧍🧍
Alto	🧍🧍🧍
Tenor	🧍🧍🧍
Bass	🧍🧍🧍🧍🧍

Key: 🧍 represents 2 singers

(1) How many singers in the choir sing bass? _____

(2) How many sopranos are in the choir? _____

(3) How many voices are there between the altos and the tenors? _____

(4) How many voices are in the choir altogether? _____

(5) What is the ratio of bass to soprano in its simpliest form? _____

Double Bar Graphs:

Double Bar Graph Worksheet

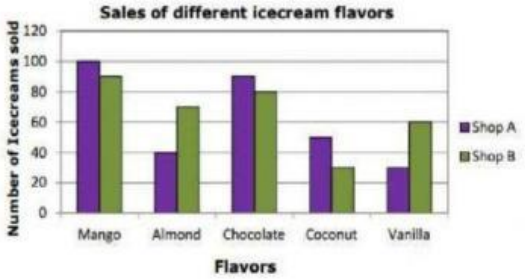

According to bar graph, answer the following questions.

		Answers
1	How many Mango ice-cream were sold by Shop A?	
2	Which flavor of ice-cream do people like most in shop A?	
3	Find the total numbers of Chocolate ice-creams sold by shop A and shop B.	
4	Which shop sold 30 coconut ice-creams?	
5	Find the total numbers of Coconut ice-creams sold by shop A and shop B?	
6	Which flavor of ice-cream do people like the most in shop B? Chocolate or Vanilla?	

Histograms:

Directions: Use the histograms to answer the questions.

The histogram below show the number of gifts students received for their birthday

1. Most students received between ___ and ___ gifts.
   ☐ 0-1 ☐ 2-3 ☐ 6-7
2. How many students sent between 6 and 7 gifts?
   ☐ 4 ☐ 6 ☐ 9
3. How many students received between 0 and 1 gift?
   ☐ 1 ☐ 4 ☐ 3
4. If a student sent 3 gifts which bar would they be added to?
   ☐ 0-1 ☐ 2-3 ☐ 4-5

LIVEWORKSHEETS

Circle Graphs

The given Circle graph shows what children do in the weekend. The total number of children is 60.

- Watch TV
- Cycling
- Study
- Playing Outside
- Playing In home

1- What is the fraction of the children that are playing in home- _____?

2- How many children watched T.V? _____

3- What is the fraction of the children that are studying? _____

4- What is the total fraction of the children that Watch T.V, Cycling, Study, Playing Inside, Playing Outside?
_____

5- How many children are Cycling.
_____

Check Register Practice:
Starting Balance: $876

NUMBER	DATE	TRANSACTION DESCRIPTION	WITHDRAWAL		✔	DEPOSIT		$ BALANCE	

1. Rent: $350
2. Groceries: $200
3. Electricity Bill: $220
4. Refund Check: $200
5. Car insurance: $175
6. Paycheck: $1070
7. Car Note: $400
8. Hospital Bill: $210

LIVEWORKSHEETS