




# Doughnut Day Activity Kit

## ARNIE the DOUGHNUT



Written and illustrated by  
**LAURIE KELLER**




## Make every day Doughnut Day!

Everything you need for an Arnie the Doughnut party, complete with a menu, crafts, and more.

Christy Ottaviano Books

 Henry Holt

 Square Fish

Imprints of Macmillan Children's Publishing Group


 **LIVEWORKSHEETS**



# Party Menu and Games

## Pin the eyes on Arnie

- Use a large sheet of paper to draw Arnie, leaving out the eyes.
- Cut and draw two eyes to fit your picture of Arnie.
- Kids can take turns trying to pin the eyes in the correct spot while blindfolded!



## How many sprinkles does Arnie have? (Guessing game)

- Print out the image of Arnie on the right (or left) on a sheet of standard printer paper.
- Give kids only a few seconds to look at the paper.
- Have everyone write down their guesses on slips of paper and turn them in.
- The closest guesser wins!

## Menu

- Doughnuts, doughnut holes, and other assorted pastries  
*Don't forget to ask for permission before eating!*
- Bowling ball cookies (Poke 3 small holes in the top of an Oreo cookie.)
- Rolling Pin Popcorn (Add 2 strips of red tape along the top of clear plastic cups and fill with popcorn.)
- Pizza
- Chocolate or strawberry milk



An Arnie the  
Doughnut party is  
not complete with-  
out refreshments!  
Here is a simple  
suggested menu.

# How to eat a doughnut



I got very upset when Mr. Bing tried to eat me, so here's how to make sure a doughnut never gets mad at **YOU**:

1. Hold it in your hand, then look at it and ask, "Do you mind if I eat you?"
2. Listen carefully. Wait a few seconds.
3. If it doesn't say anything, then go ahead and eat it!

**THERE YOU GO!**  
Oh, and remember—  
**DO-NUT EAT ME!**





# Crafts and Activities

## Make your own Arnie the Doughnut!

### What you'll need:

Paper plate • Scissors • Markers or crayons • Popsicle sticks • Glue

### How to make Arnie:

1. With an adult's help, cut a hole in the middle of your paper plate.



2. Draw two eyes on the top of the plate and a mouth on the bottom.



3. Color in Arnie's frosting and sprinkles.



4. Glue two popsicle sticks to the bottom of the plate for Arnie's legs.



5. Glue one popsicle stick on each side for Arnie's arms.


6. Let it dry!

# How to draw ARNIE the DOUGHNUT



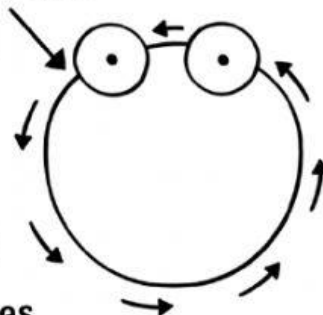
1

Draw his eyes—  
two circles with  
dots in the middle.




2

Draw a big circle starting on  
the SIDE of one eye and  
bring it down and  
around to the  
SIDE of his other  
eye. Then connect  
it between his eyes.




3

Add a smaller  
circle in  
the middle  
for the  
doughnut hole.



4

Draw a squiggly  
FROSTING line all  
around the inside  
of the big circle.




5

Add a big,  
open smile.




6

Draw arms  
and legs.



7

Cover him with sprinkles  
and you're **DONE!**



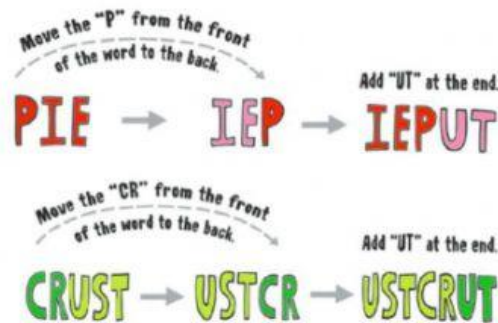
I have 135  
including my  
eyebrows!



# Learn to Speak UFOnut!

In *The Adventures of Arnie the Doughnut: Invasion of the Ufonuts*, Arnie meets aliens from space who speak a very unusual language.

If a word starts with a CONSONANT or a group of consonants, just move it/them to the end of the word. Then add UT.



If a word starts with a vowel—a, e, i, o, and u—like EYE, OWN, and UNDER, just add NUT at the end.

EYENUT  
OWNNUT  
UNDERNUT

NOW THAT YOU CAN SPEAK UFONUT, TRY TO FIGURE OUT THESE SENTENCES  
AND WRITE OUT THE TRANSLATIONS ON THE LINES BELOW

Eezoput andnut Inut arenut allnut armedwut upnut andnut eadyrut otut onetut ournut unsbut ofnut oughdnt!

-----

Inut owknut atthut oundsut- it'snut anut iantgut ollingrut oughtnutdnt olednt! Unrut orfut ouryut iveslut!

-----

Usingnut ymut apkinut asnut anut apecut aswut anut eatgrut ideanut!


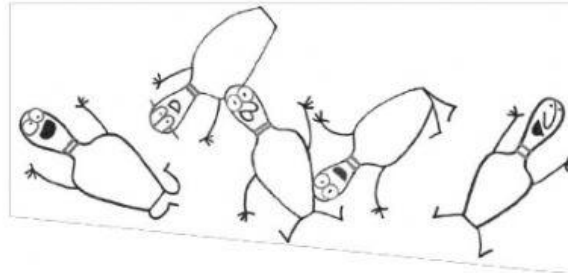
-----

Icenut inklesprut, ybut ethut aywut.

-----

# Word Search

**Striiiiike!** In *The Adventures of Arnie the Doughnut: Bowling Alley Bandit*, Arnie needs to uncover the mystery behind Mr. Bing's bad luck on the lanes. Circle all of the bowling words and Arnie-related words in the word search below.



Alley  
Arnie  
Bowling

Doughnut  
Gutter  
Peezo

Pin  
Spare  
Strike

