


# Living online

## Objectives


- Using the Internet
- Giving safety tips
- Imperatives (with *always* and *never*)
- Interviewing someone

**1**  **Warm-up:** Why is the Internet so popular today? What can people do when they are online? How often do you surf the Internet? Are you a computer addict? Why? / Why not?

**2** Complete the sentences using the words in the box.

password emoticon computer virus  
email address nickname or nick

- 1 An \_\_\_\_\_ is formed by keyboard symbols and is used in emails to express a particular emotion.
- 2 An \_\_\_\_\_ contains a series of letters, numbers and symbols used to send and receive emails. It must have a dot and @.
- 3 A \_\_\_\_\_ is a secret word or combination of letters or numbers used for communicating with a computer to prove who you are.
- 4 A \_\_\_\_\_ is used to substitute a person's real name in chat rooms, forums, blogs, etc.
- 5 A \_\_\_\_\_ is malicious software that can infect a computer.

**3**  **Kim loves chatting on the Net. Listen to the dialogue she has with her mum and fill in the blanks with only one word.**

**Ms Gann:** Your dad and I have to go out now.

Be <sup>[1]</sup> \_\_\_\_\_ !

**Kim:** Yes, Mum. Can I play on my computer?

**Ms Gann:** Okay. But you know the rules. Don't talk to strangers! Always use a <sup>[2]</sup> \_\_\_\_\_ ! And never give your email address to strangers!

**Kim:** I <sup>[3]</sup> \_\_\_\_\_ do that. I'm not stupid, Mum! How many times do I have to tell you that?

**Ms Gann:** And have your dinner first. It's in the microwave. And don't <sup>[4]</sup> \_\_\_\_\_ to eat some fruit!

**Kim:** I know! I always eat fruit in the evening, Mum.

**Ms Gann:** And <sup>[5]</sup> \_\_\_\_\_ to bed at 10 o'clock. You have school in the morning.

**Kim:** Ok, Mum!

**Ms Gann:** <sup>[6]</sup> \_\_\_\_\_ your teeth before you go to bed.

**Kim:** Mum, I do that every day. You don't have to <sup>[7]</sup> \_\_\_\_\_ me that over and over again! You can go now.

**Ms Gann:** Ok, then. Take care! Goodbye!

**Kim:** <sup>[8]</sup> \_\_\_\_\_ be late!

**Ms Gann:** Very funny!




## Useful Tip > Vocabulary

Some emoticons are formed by punctuation marks. For example:

- :-) a smiley (a colon + a hyphen + a closing bracket)
- ;-) a wink (a semi colon + a hyphen + a closing bracket)
- : ( a sad face (a colon + an opening bracket)





## Imperatives

### Affirmative

Click on this icon.  
Use this browser.  
Buy that antivirus programme!

### Negative

Do not (Don't) click on this icon.  
Do not (Don't) use this browser.  
Do not (Don't) buy that antivirus programme.

### Remember!

Use the **imperative** to give orders, tips or instructions. You can use *please* to soften orders and sound more polite.

*Please, click on this icon!* Or: *Click on this icon, please!*

*Please, don't talk to me like that!* Or: *Don't talk to me like that, please!*

With *always* and *never*:

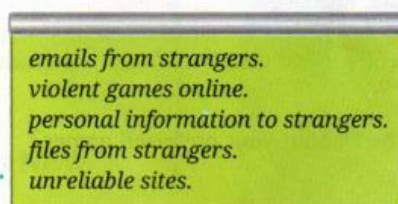
*Never* open an email from a stranger.

*Always* use a strong password.

GR1 p.104

- 4 Look at the Sign Up to Grammar box and underline all the examples of imperative sentences in activity 3.

- 5 How many sentences can you write in three minutes using the cues below? Write them down in your notebook.



- 6 Use the verbs in the box to complete these online safety tips. Add two more tips.

## Online Safety Tips

use download ~~give~~ delete ~~talk~~



Here are some tips to help you avoid dangers you can find on the Net.

- [1] Don't talk to strangers.  
[2] Never give your home address, telephone number or email address to strangers.  
[3] \_\_\_\_\_ your real name. Always use a nickname.  
[4] \_\_\_\_\_ programmes from sites you don't know.  
Never open emails from strangers. [5] \_\_\_\_\_ them.  
[6] \_\_\_\_\_  
[7] \_\_\_\_\_

- 7 Work in pairs. Interview your partner. Check if he / she follows the online safety tips above.

A: Do you ever read emails from strangers?

B: Well, I sometimes do. I know it's not good. What about you?

A: I never open them. And do you...?

WB p.113



## Objectives

- Webpages and computer games
- Sequence markers
- Writing a set of instructions

- 1 Warm-up: Can you mention some popular websites where you can find online games? What computer games do you enjoy playing? Do you play them online or do you use a games console such as Wii or PlayStation?
- 2 Read the homepage of Whizz3 Games and answer the questions below.



What section of this website do you click on if you want to...

- 1 buy a game? \_\_\_\_\_
- 2 find out about new products? \_\_\_\_\_
- 3 know about frequently asked questions? \_\_\_\_\_
- 4 participate in a survey about your preferred games? \_\_\_\_\_
- 5 download a game onto your mobile phone, iPad or iPhone? \_\_\_\_\_
- 6 get instructions to download a sample game onto your computer? \_\_\_\_\_
- 7 write or talk to somebody who works at Whizz3 Games? \_\_\_\_\_
- 8 know about what other people think of Whizz3 Games? \_\_\_\_\_
- 9 know the meaning of a word in this website? \_\_\_\_\_
- 10 look for a game you know the name of? \_\_\_\_\_

- 3 Look at the Sign Up to Grammar box and put this set of instructions in order.

**To download a sample game, follow these instructions:**

- ☐ Finally, click on *quit* to close the game.
- ☐ First, click on the game you want to try.
- ☐ Next, check your speakers are on.
- ☐ Then, install and run the programme.
- ☐ After that you can play the game.



## Sequence markers

Use these words to indicate the different steps when giving a set of instructions: **first, then, next, after that, finally.**

**First (Firstly),** charge the batteries.

**Then,** put the batteries in the digital camera.

**Next,** switch on (turn on) the camera.

**After that,** aim at the people or object you want to photograph.

**Finally,** press the button to take a picture.



## 4 Match the columns.

- |             |                       |
|-------------|-----------------------|
| 1 Select... | [ ] your name.        |
| 2 Wait...   | [ ] to play.          |
| 3 Put in... | [ ] an option.        |
| 4 Type...   | [ ] the start button. |
| 5 Start...  | [ ] the DVD.          |
| 6 Press...  | [ ] a minute.         |

## 5 Read this set of instructions to play the Pirates of the Caribbean PlayStation game. Fill in the blanks using the instructions in activity 4 and some sequence markers.

**FIRST,** [1] \_\_\_\_\_ and  
[2] \_\_\_\_\_ for the game to load.  
[3] \_\_\_\_\_, [4] \_\_\_\_\_.  
**After that,** [5] \_\_\_\_\_ the option  
**NEW GAME** and [6] \_\_\_\_\_.  
[7] \_\_\_\_\_, select the option **NEW**  
**STORY.** Enter the prison fortress and  
[8] \_\_\_\_\_.

**YOU ARE JACK SPARROW.**



## 6 Now listen and check your answers above.

## 7 In your notebook, write a set of instructions to play one of your favourite games. Use the text in activity 5 as a model.

## 8 Work in pairs. Tell your partner the different steps to follow when doing one of these activities: sending a text message, uploading a video on a website, zipping a file, etc. Swap roles.

A: How do you...?

B: First, you... Then,... Next,...

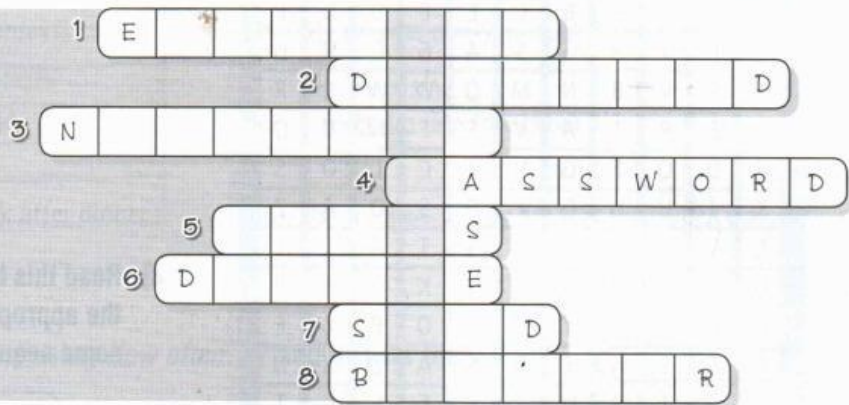


WB p.114



## 1 Solve this puzzle and find the mystery word.

- 1 This :-)) is called an \_\_\_\_\_.
- 2 First, \_\_\_\_\_ the programme onto your computer.
- 3 Always use a \_\_\_\_\_ when chatting online.
- 4 Change your \_\_\_\_\_ regularly.
- 5 Malicious software that can destroy your computer.
- 6 Always \_\_\_\_\_ emails from strangers.
- 7 Don't \_\_\_\_\_ personal photos to strangers.
- 8 Use the \_\_\_\_\_ to search information on the World Wide Web.



The mystery word is

Unit 1  
Lesson 1

## 2 Complete these tips using the verbs on the left and *never* or *always* where appropriate.

ASK  
BE  
~~CHAT~~  
Do  
FORGET  
LISTEN  
~~SPEAK~~

### Be a good ENGLISH STUDENT!

- 1 Always speak \_\_\_\_\_ English in the classroom.
- 2 Never chat \_\_\_\_\_ to your friends during classes.
- 3 \_\_\_\_\_ your homework.
- 4 \_\_\_\_\_ to the teacher.
- 5 \_\_\_\_\_ late for class.
- 6 \_\_\_\_\_ to bring your books to class.
- 7 \_\_\_\_\_ questions when you don't understand.

## 3 Write four orders, tips or instructions that your parents or teachers usually give you.

- 1 Don't \_\_\_\_\_.
- 2 Always \_\_\_\_\_.
- 3 Never \_\_\_\_\_.
- 4 Try to \_\_\_\_\_.
- 5 \_\_\_\_\_.

## 4 Unscramble these words about computers.

- 1 ncio \_\_\_\_\_
- 2 ewbtesi \_\_\_\_\_
- 3 avisntrui \_\_\_\_\_
- 4 tcmpouer tdcgai \_\_\_\_\_
- 5 enilno gsema \_\_\_\_\_

## 1 Find seven verbs related to computers.



## 4 Read this blog entry about Andrew. Complete it with the appropriate form of the verbs in the box and some sequence markers.

~~live~~ be get up start  
have (x2) not go do

## 2 Put this set of instructions in order.

### 5 Steps to Create a Website

- After that, design and create a layout for your website.
- 1 Firstly, purchase and register a domain name (www.domainname.com).
- Finally, promote your website address to market your products and / or services.
- Then, rent space on a webserver for your website files (Web hosting).
- Next, create specific pages from the layout design.

Adapted from: [www.louiswebdesign.com/steps.html](http://www.louiswebdesign.com/steps.html)

## 3 Finish these instructions on how to send an email for someone who is not familiar with computers. Use some of the verbs in activity 1.

First, open the email programme. Then, \_\_\_\_\_

my profile

archive comments

Hi. I'm Andrew and I <sup>[1]</sup> live in Hong Kong. I <sup>[2]</sup> a member of the Hong Kong junior swimming team. School <sup>[3]</sup> at 9 o'clock, but my day begins when I <sup>[4]</sup> at 5:30 a.m. <sup>[5]</sup>, I do my morning exercises. <sup>[6]</sup>, I get dressed and have a cup of chocolate milk to get some energy. Next, I cycle to the swimming pool and I train from 6:45 to 7:45. <sup>[7]</sup>, I go home to my family and we <sup>[8]</sup> a big breakfast together. <sup>[9]</sup>, I brush my teeth and take the bus to school. I get home from school at 6 o'clock. I <sup>[10]</sup> swimming in the evenings, but I always <sup>[11]</sup> my exercises. A serious swimmer <sup>[12]</sup> a busy life!