

Module:

Paper:

Date:

Time: to

PIN:

Candidate's Name:





Centre Code:

Test Centre:

Venue:

Room:

EXAMPLES

1.  WRONG
2.  WRONG
3.  WRONG
4.  RIGHT

IMPORTANT DIRECTIONS FOR MARKING ANSWERS

- Use a soft pencil only (eg 2B, HB, 2 1/2HB).
- Do NOT use ink or ballpoint pens.
- Make heavy black marks that fill the lozenge completely.
- Erase cleanly any answer you wish to change.
- Make no stray marks on the answer sheet.

Listening

PART 1

A B C

1. ☐ ☐ ☐
2. ☐ ☐ ☐
3. ☐ ☐ ☐
4. ☐ ☐ ☐
5. ☐ ☐ ☐
6. ☐ ☐ ☐
7. ☐ ☐ ☐

PART 2

A B C

1. ☐ ☐ ☐
2. ☐ ☐ ☐
3. ☐ ☐ ☐
4. ☐ ☐ ☐
5. ☐ ☐ ☐
6. ☐ ☐ ☐

For Part 3:

Write your answers in the spaces next to the numbers.

PART 3

1	
2	
3	
4	
5	
6	
7	

PART 4

A B C

1. ☐ ☐ ☐
2. ☐ ☐ ☐
3. ☐ ☐ ☐
4. ☐ ☐ ☐
5. ☐ ☐ ☐
6. ☐ ☐ ☐

DO NOT WRITE BELOW THIS LINE

Page 1/8

Supervisor, mark if candidate is absent ☐



GR005L0106



000000000-0000000-00000