

Unit 2 – Mixing Materials
Revision for Unit Test
Grade 2 - Stage 3 Cambridge Primary Science

Name: _____ Class: _____ Date: _____

1. Siti has these materials.



baking soda



vinegar

She mixes them in a bottle with a balloon and she sees the balloon grow bigger.

- a. Seeing the balloon gets bigger is a/an _____. [1]

Research

Testing

Observation



- b. What did she do to keep safe in practical work? [1]

- c. Tick **ONE** box in each row to show whether each material is a solid, a liquid or a gas. [2]

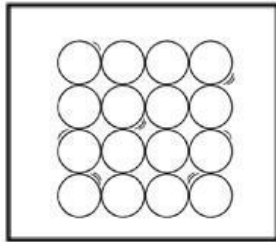
Materials	States of Matter		
	solid	liquid	gas
baking soda			
vinegar			

2. a. Draw how the particles of each state of matter look like.

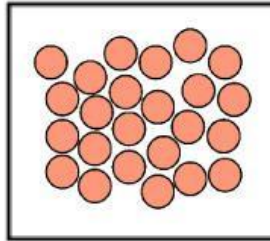
Skip this part. This was answered for you.

[2]

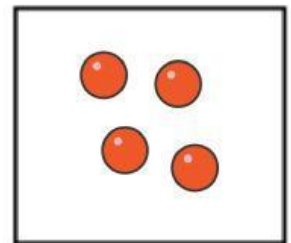
Solid



Liquid



Gas



- b. Which sentences are true about solids, liquids and gases?

[2]

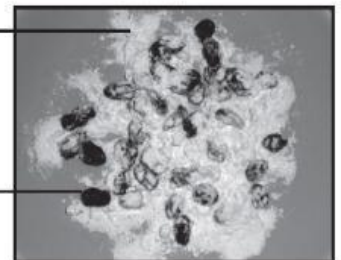
True / False Solids have a fixed shape unless it is compressed, twisted, or bent.
True / False Liquids follow the shape of its container.
True / False Gases spread freely but do not follow the shape of its container.

3. Sophie and her dad are cooking in the kitchen.
Sophie spills some flour onto some raisins.

- a. What do you call materials that got mixed up? [1]

flour

raisin



- b. Tick **ONE** box to show the equipment Sophie could use to separate the flour from the raisins quickly. [1]



Wooden spoon

☐

Sieve

☐

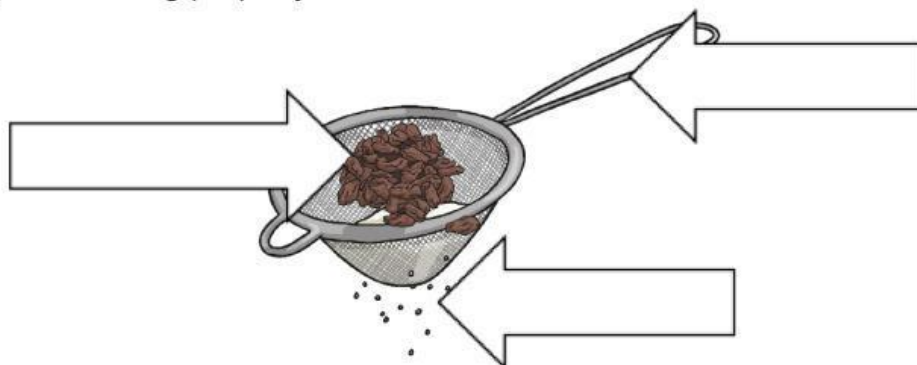
Weighing scales

☐

Filter

☐

- c. Sophie's dad wants to draw a diagram to separate raisins from flour. Label your drawing properly. [2]



4. Hannah wants to separate iron nails from aluminium screws. [1]




- a. What equipment will she use to separate the mixture? [1]



- b. Classify the materials in correct groups. Put a TICK on the correct group. [2]

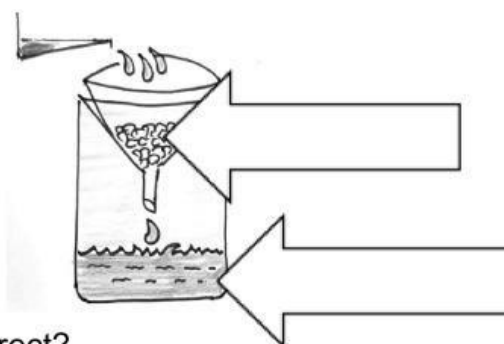
Materials	Magnetic	Non-magnetic
Iron nails		
Aluminium screws		

- c. Hannah mixes sand and water together. The mixture can be separated using the equipment below.



- i. What name is given to this way of separating? [1]

- ii. She predicted that the sand will not go through the filter, but the water will go through. Below shows the result of the test.



Is her prediction correct? _____.

Explain why? (**Choose the correct explanation and label the diagram**)

Sand is too big to go through the holes of the paper but water can.

Sand is too small to go through the holes of the paper but water can't. [1]

5. Vishal has a mixture of salt and sand.
He adds some water and stirs the mixture.

a. Complete the sentences below to show what will happen to the salt and sand mixture after Vishal stirs in water. [2]



The salt will _____.

The sand will _____.

- b. He used a metal spoon to stir the mixture. Write two examples of metals. [1]

- c. Where metals come from? [1]
