





WORKSHEET 2

Group :
Name :

Analyze the picture and make a short dialog by using there is and there are. Use the word and phrase in the column A and B to help you make a dialogue. Follow the example!



A	B
<p>A Book</p>  <p>In the bag</p>	<p>Books</p>  <p>On the table</p>

A : There is a book in the bag. How many books are there on the table?
B : There are three books on the table.

	A	B
1	<p>A chair</p>  <p>In the library</p>	<p>Chairs</p>  <p>In the living room</p>



A : _____

B : _____

	A	B
2	<p>Students</p>  <p>In the classroom</p>	<p>A student</p>  <p>In the canteen</p>



A : _____

B : _____

	A	B
3	<p>A cat</p>  <p>Under the table</p>	<p>Three cats</p>  <p>On the bench</p>



A : _____

B : _____

	A	B
4	<p>Four erasers</p>  <p>In the drawer</p>	<p>An eraser</p>  <p>In the pencil case</p>

A : _____

B : _____

	A	B
5	<p>A pen</p>  <p>On the book</p>	<p>Rulers</p>  <p>On the chair</p>

A : _____

B : _____

REFLECTION

Please write your reflective summary below!

A. In this activity, I have learned	
B. What I like most about the activities is/are	
C. I like it because	
D. What I need to improve or learn more is/are	