

Part 1


– 5 questions –

Look and read. Put a tick (✓) or a cross (X) in the box.
There are two examples.

Examples



This is a jacket.



This is a lemon.



Questions

1



This is a face.




2



This is a lorry.

☐

3



This is a robot.

☐

4



This is a burger.

☐

5



This is a shop.

☐

Part 2

– 5 questions –

Look and read. Write **yes** or **no**.



Examples

The children's dad is reading.

yes
.....

There's a lamp on the cupboard.

no
.....

Questions

- 1 You can see a pear on the table.
- 2 The boy's hat is on his head.
- 3 There is a toy hippo in the baby's hand.
- 4 The window is open.
- 5 The father has got brown hair.

Part 3

– 5 questions –

Look at the pictures. Look at the letters. Write the words.

Example



s o f a



Questions

1





2





3





4





5





Part 4

– 5 questions –

Read this. Choose a word from the box. Write the correct word next to numbers 1–5. There is one example.

A cat




I live with Sam. My *body* and tail are black. I see with my two green (1) I walk and run on my four (2) and I live in Sam's (3) I like eating meat and fish and I drink (4) I sleep a lot in the day and I catch (5) at night.

What am I?
I am a cat.

example



body



pen



radio



legs



garden



mice



eyes



milk

Part 5

– 5 questions –

Look at the pictures and read the questions. Write one-word answers.




Examples

How many children are there? two

What is the girl pointing to? the sheep

Questions

1 What is the boy doing? taking a



2 How many cows are there?

3 What is the dog wearing?



4 Who is smiling? the

5 What is the dog holding? a