MATH AND GEOMETRY WORKSHEET: SETS AND LINES THIRD GRADE.

1. Drag and drop each element according to the right set. **(Arrastra los elementos, según indique cada conjunto).**



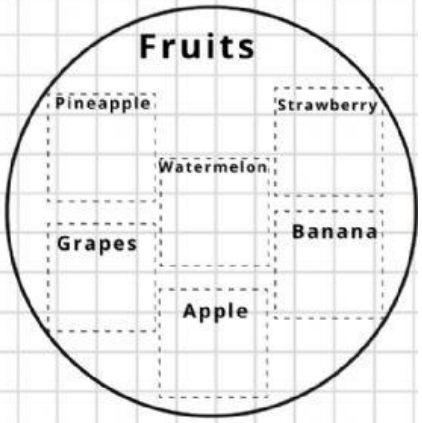

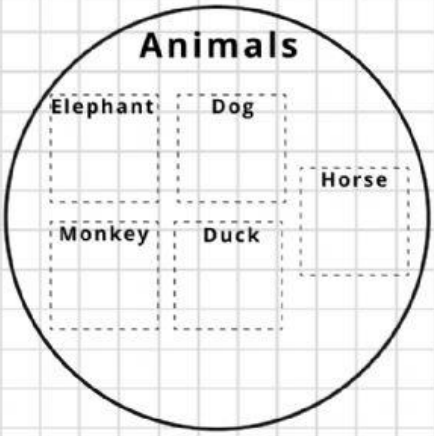

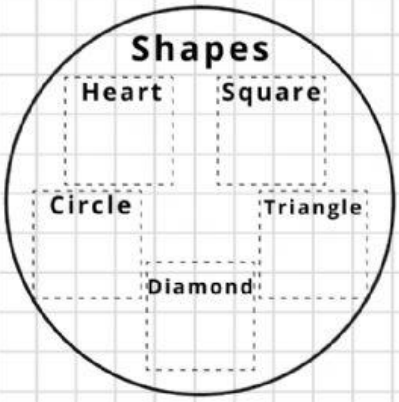



2. Look the elements of each set: **(Mira los elementos de cada conjunto)**

P= { 3,4,6,9 }

Q= { 7,4,3,1,0 }

R= { 7,5,0,2 }

F= { 8,9,3,0,1 }

Complete each set, remember list the elements with a comma. **(Completa cada conjunto no olvides separarlos por comas).**

P ∩ F = { } R ∩ Q = { } F ∩ Q = { }

LIVEWORKSHEETS

3. Look every set and then choose **True** or **False**. **(Observa cada conjunto y luego responde Verdadero o Falso).**

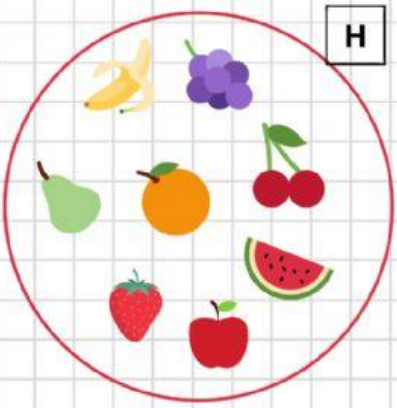



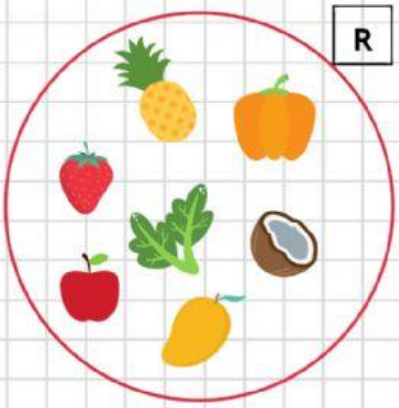

Selecciona True or False:

- Los elementos en común entre H ∩ R son manzana y fresa.
- Los elementos en común entre Z ∩ R son brócoli y zanahoria.
- Los elementos en común entre H ∩ Z son sandía y pera.

4. Match the set with the right notation. **(Une cada conjunto con la escritura adecuada del conjunto).**

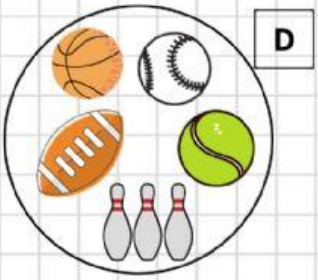

U= {cuaderno, tijeras, lápiz, regla}



D= {baloncesto, fútbol americano, tenis, bolos, béisbol}

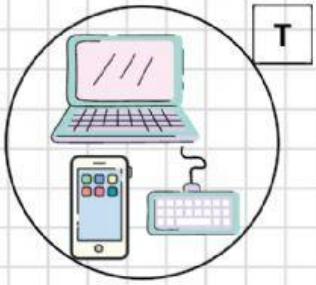

T= {computador, celular, teclado}

LIVEWORKSHEETS

5. Write the number of each type of line inside the square.. **(Escribe el número de cada línea, dentro del cuadro según corresponda).**

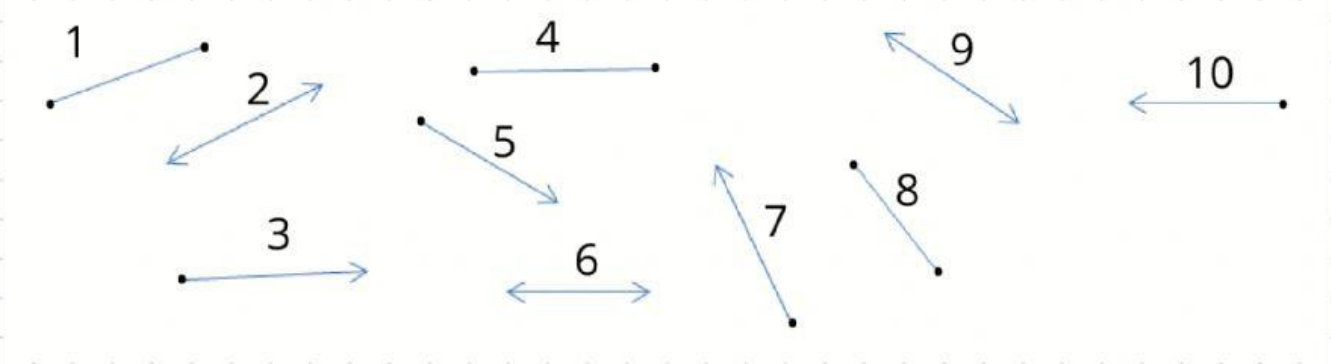

Straight line | Segment | Ray

LIVEWORKSHEETS