

INDICA SI LA LÍNEA DE PUNTOS DE CADA FIGURA ES UNA LÍNEA DE SIMETRÍA. MARCA **SI** o **NO**.

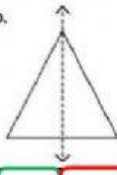
a.



SI

NO

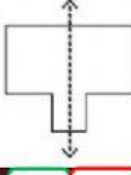
b.



SI

NO

c.



SI

NO

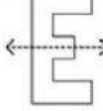
d.



SI

NO

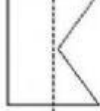
e.



SI

NO

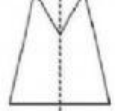
f.



SI

NO

g.



SI

NO

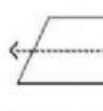
h.



SI

NO

i.



SI

NO

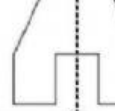
j.



SI

NO

k.



SI

NO

l.



SI

NO