Listening

Part 1

– 5 questions –

Listen and draw lines. There is one example.

Dan Sam Alex Pat



May Anna Grace

LIVEWORKSHEETS

BRIGHT STAR EDU
Learning Today - Leading Tomorrow

Part 2

– 5 questions –

Read the question. Listen and write a name or a number. There are two examples.



Examples

What is the name of Kim's dog? .....Ben.....

How old is Kim's dog? .....1.....

LIVEWORKSHEETS

Questions

1 How many chickens has Kim's mum got? .....

2 What is the name of Kim's duck? .....

3 How many goats are in the garden? .....

4 What is the lizard's name? .....

5 How old is the lizard? .....

LIVEWORKSHEETS

BRIGHT STAR EDU
LearningToday · LeadingTomorrow

Part 3

– 5 questions –

Listen and tick (✔) the box. There is one example.

What can the girl's brother do?



A ☑ B ☐ C ☐

1 What is the teacher giving to the children?

A ☐ B ☐ C ☐

2 Which is Bill's grandma?

A ☐ B ☐ C ☐

LIVEWORKSHEETS

3 What would Jill like for lunch?





A ☐ B ☐ C ☐

4 Where is Nick's guitar?





A ☐ B ☐ C ☐

5 What is Eva doing?

A ☐ B ☐ C ☐

LIVEWORKSHEETS

Part 4

– 5 questions –

Listen and colour. There is one example.

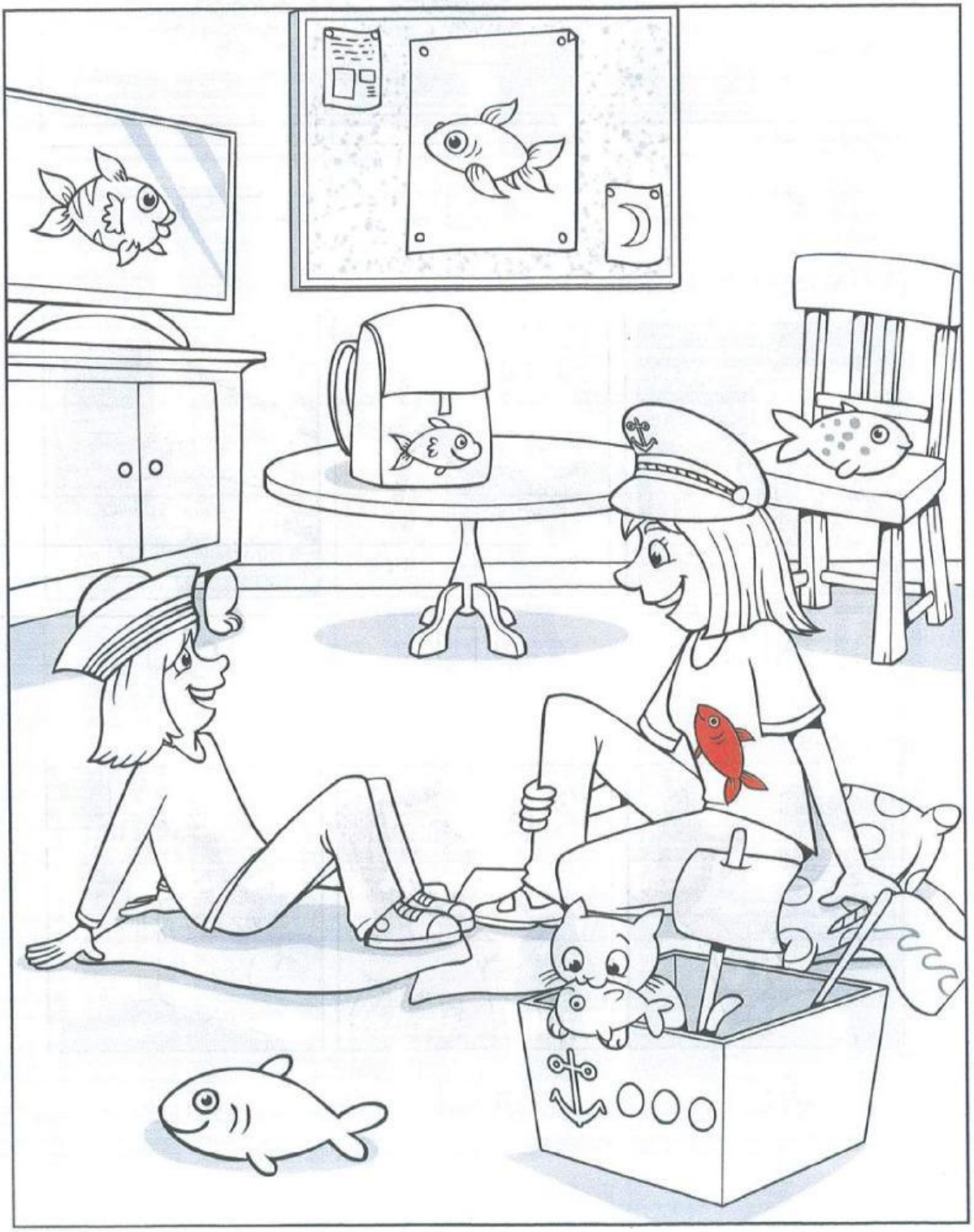

LIVEWORKSHEETS

Reading and Writing

Part 1

– 5 questions –

Look and read. Put a tick (✔) or a cross (✘) in the box. There are two examples.

Examples

This is a dog. ✔

These are shoes. ✘

Questions

1



This is a tablet. ☐

LIVEWORKSHEETS

BRIGHT STAR EDU
Learning Today · Leading Tomorrow

2



This is a tennis racket. ☐

3



These are bananas. ☐

4



This is a beach. ☐

5



This is a rubber. ☐

LIVEWORKSHEETS

Part 2

– 5 questions –

Look and read. Write yes or no.



Examples

One boy is painting a picture of a tree. .....yes.....

You can see six children in the garden. .....no.....

Questions

1 One kite is in the tree. .....

2 There are two skateboards. .....

3 One of the girls is wearing a baseball cap. .....

4 You can see the sun. .....

5 Two boys are riding their bikes. .....

LIVEWORKSHEETS

BRIGHT STAR EDU
Learning Today - Leading Tomorrow

Part 3

– 5 questions –

Look at the pictures. Look at the letters. Write the words.

Example



p e a r

Questions

1



_ _ _ _



2



_ _ _ _

3



_ _ _ _ _

4

_ _ _ _ _ _

5

_ _ _ _ _ _ _ _ _ _ _

LIVEWORKSHEETS

Part 4

– 5 questions –

Read this. Choose a word from the box. Write the correct word next to numbers 1–5. There is one example.

My bedroom



I sleep in a big ...bed... in my bedroom. I've got a desk there, too. I sit on a **(1)** ..... next to my desk. I like doing funny **(2)** ..... of robots with my crayons. I like reading **(3)** ....., too. I've got lots of toys. My favourite toy is my new **(4)** ..... . I love music and I'm learning the **(5)** ..... . I play it in my bedroom.

Example

bed

books

guitar

meatballs



chair



drink

drawings

teddy

LIVEWORKSHEETS

BRIGHT STAR EDU
Learning Today - Leading Tomorrow

Part 5

– 5 questions –

Look at the pictures and read the questions. Write one-word answers.

Examples

Where are the family? in the .....kitchen.....

What is Mum making? a .....cake.....

Questions

1 What is the girl giving to Mum? some .....

LIVEWORKSHEETS

2 What are the children playing with? a .....

3 Where is Mum sitting? on the .....



4 Who's pointing at Dad? the .....

5 How many ice creams has Dad got? .....

LIVEWORKSHEETS