Project 08

DP EDUCATION

Coding School

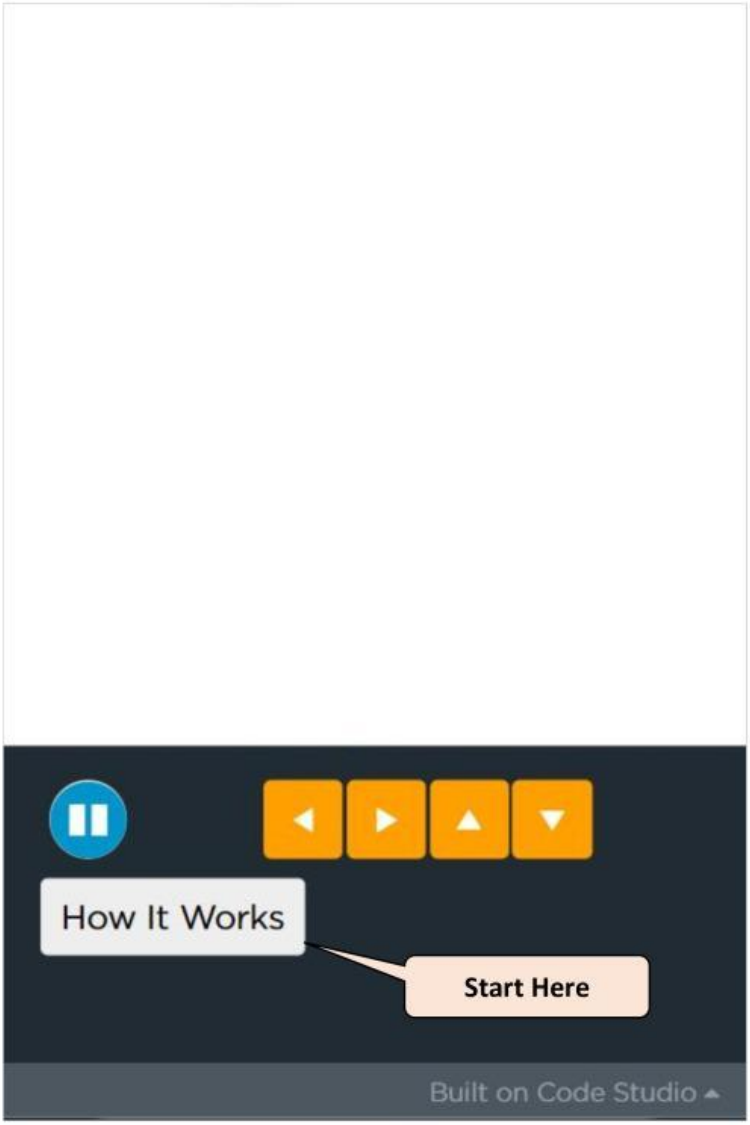

LIVEWORKSHEETS

- Add a background using set background.

- Add a tree, a beehive and a bear using Make new sprite. Set the size of the tree to 100, the size of the beehive to 40, and the size of the bear to 190. Place the following blocks in the same sprite.

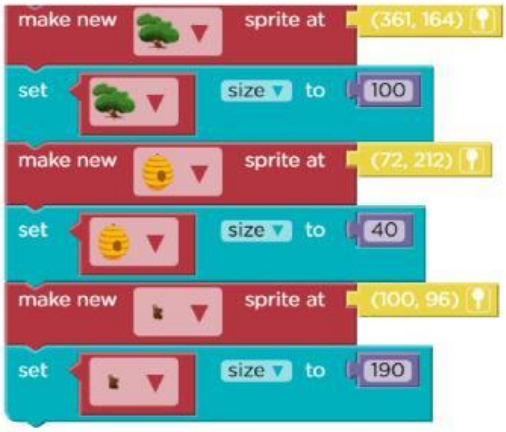

- When you click on the image of the bear, use the following blocks to make the bear move in the north direction.

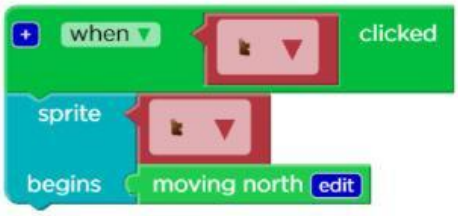

- When the bear touches the beehive, the beehive will disappear and use blocks to stop the bear moving north.

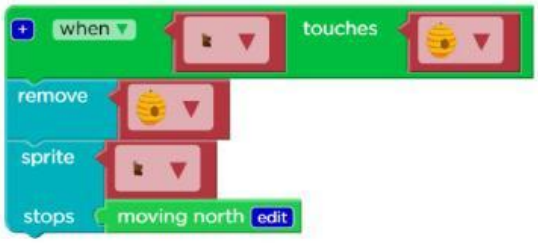

LIVEWORKSHEETS

❖ When the bear touches the beehive, in addition to the above events, 25 bees should be set to move from different places to the left and right of the screen, and set the number of bees to 40. For that, apply blocks as follows. Connect this block set to the above block set.

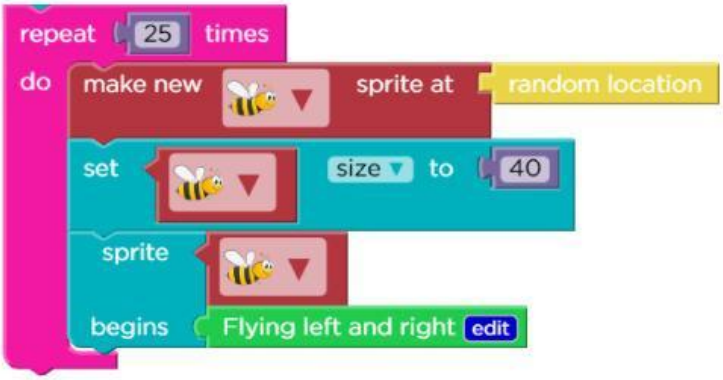

Choose the correct answer and match

1. What are the blocks related to the bear moving in the north direction?







2. What are the blocks related to creating a scene where 10 butterflies fly left and right from different places?

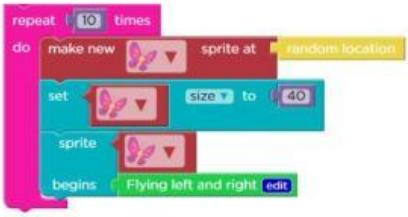

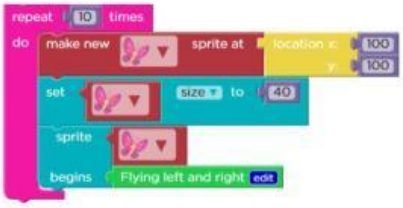

LIVEWORKSHEETS

3. What blocks are used to adjust the size of the bear to 200?

4. When the butterfly flying left and right touches the flower, what is the related blocks set to stop the butterfly's flight?

5. When clicked on the bird, select which blocks will make the bird fly left and right.

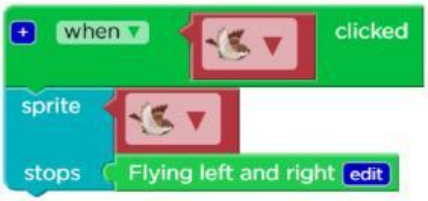

LIVEWORKSHEETS