# Project 06

DP EDUCATION

# Coding School

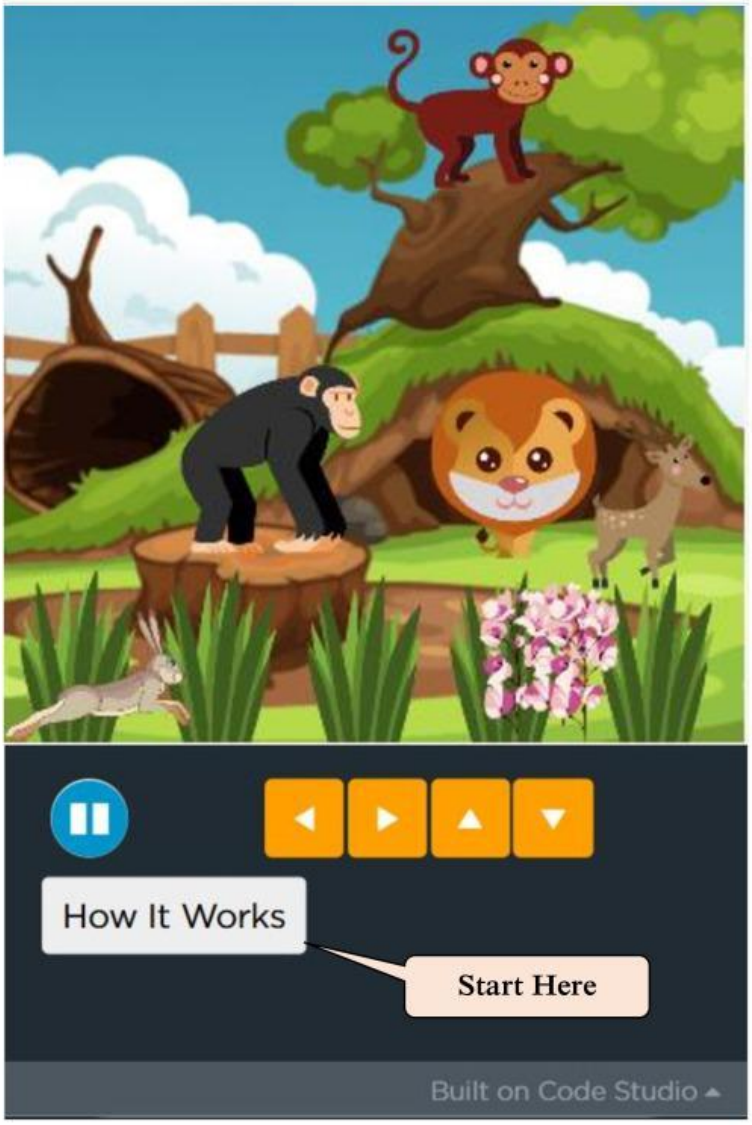


LIVEWORKSHEETS

Let's see the wonder of a forest.

- Select the background using the set background block.

- Add five grass bushes by making new sprite. Place the five grass bushes in the following blocks.




- Add a deer with make new sprite and set it to position (348,133).

- Add a rabbit sprite using Make new sprite and set it to position (51,36).

- Add a monkey using Make new sprite and set its position to (257,339).

- Add a chimpanzee sprite using Make new sprite and set it to position (144,152).

LIVEWORKSHEETS

- M Add a lion with make new sprite and set it to position (275,149).




- Use Make new sprite to add three sprites of a bunch of flowers and arrange them according to the following blocks.

- When the blocks are arranged as mentioned above, a view of a forest should appear on the screen as shown below.

LIVEWORKSHEETS

❖ The complete code section is as follows.

LIVEWORKSHEETS