

















Worksheet - 1





10. Play with Pattern

Name: _____

Class: 4

Drag and drop the correct image to complete the pattern:

| | |
|--|--|
|     | |
|     | |
|     | |
|     | |

| | | | |
|---|---|--|---|
|  |  |  |  |
|---|---|--|---|