Name:_____ Date:_____

LET'S BUILD A PIZZA

Instructions:

Page 1: Solve the math problems by dragging and dropping the correct answer to the math sentence.

Page 2: Follow the directions to build a pizza step by step by clicking on the correct amounts in order.

Page 3: Answer the question based on information from page 1 and page 2

LIVEWORKSHEETS

LET'S BUILD A PIZZA



Answers:

1	8
1	9
6	12
18	18

PEPPERONI 2 x 4 =

SPINACH 3 x 4 =

PINAPPLE 3 x 6 =

CHEESE 1 + 0 =

MARINARA SAUCE 1 x 1 =



OLIVES 9 x 2 =

BEEF 5 + 4 =

MUSHROOMS 3 x 2 =

LIVEWORKSHEETS

LET'S BUILD A PIZZA



Step 1. Add Sauce to Pizza Crust

Step 2. Add Cheese

Step 3. Add 2 bunches of Spinach

Step 4. Add one (1) set of Olives

Step 5. Add 6 pieces of Mushrooms

Step 6. Add 12 pieces of Pineapple



Step 7. Add 7 pieces of pepperoni

Step 8. Add ½ (half) of the pieces of Beef

LIVEWORKSHEETS

LET'S BUILD A PIZZA

1. Which 2 toppings have the most pieces?
a. Pineapple + Olives
b. Beef + Spinach
c. Pepperoni + Beef

2. How many steps do you have in making a pizza?
a. 5 Steps
b. 7 Steps
c. 8 Steps

3. How many ingredients did we have in our pizza?
a. 7 ingredients
b. 8 ingredients
c. 9 ingredients

4. How do you think you did on this assignment?
a. I understood everything and could do it on my own
b. I couldn't do everything, but I tried hard
c. I could not do the assignment

LIVEWORKSHEETS