Lembar Kerja Peserta Didik

LKPD BERBASIS KOMIK MATEMATIKA DIGITAL

LIVEWORKSHEETS

Nama :

NO.Absen :

CAPAIAN PEMBELAJARAN (CP)

Peserta didik dapat mengenali pecahan senilai menggunakan gambar dan simbol matematika.

LIVEWORKSHEETS

Petunjuk Kegiatan

1. Tuliskan nama dan nomor absen dengan benar
2. Kerjakan setiap kegiatan sesuai dengan petunjuk yang ada
3. Soal dikerjakan secara individu
4. Setelah selesai mengerjakan tekan tombol finish
5. Kemudian klik email my answer to my teacher untuk mengirim jawaban

LIVEWORKSHEETS

Punakawan
Belajar Pecahan

Semar

Gareng

Bagong

Petruk

LIVEWORKSHEETS

Pada suatu hari ada seorang bapak bernama semar membawakan kue untuk anak-anaknya

LIVEWORKSHEETS

LIVEWORKSHEETS

Tentukan bentuk pecahan dari gambar dan termasuk pecahan senilai atau pecahan tidak senilai ?

Pecahan 1	Pecahan 2	Senilai / Tidak Senilai
 ___	___	
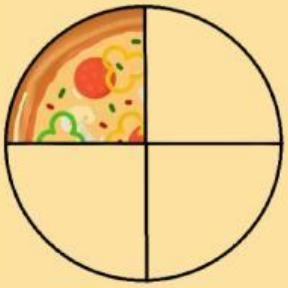 ___	___	
 ___	___	
 ___	___	
___	 ___	

LIVEWORKSHEETS

LIVEWORKSHEETS

Cocokkanlah pecahan senilai dengan gambar yang tepat

$\frac{1}{3}$

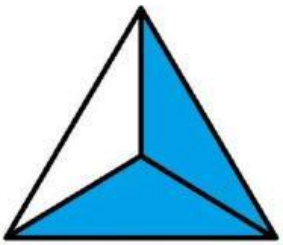

$\frac{4}{16}$

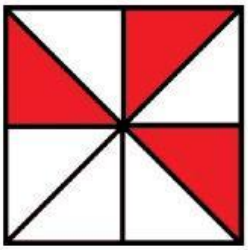

$\frac{6}{16}$



$\frac{6}{9}$

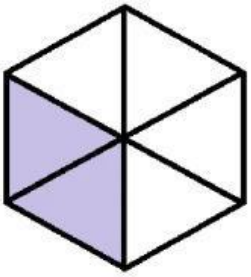

$\frac{1}{2}$

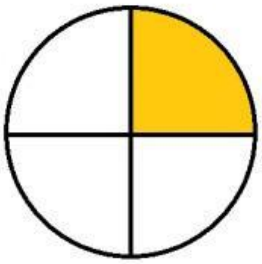

LIVEWORKSHEETS