
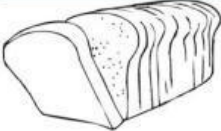











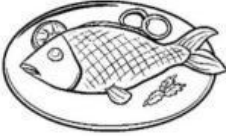

















Unit 4: Food and drinks Worksheet 1 Grammar focus: Verb to do (not)+like

Name _____ Class 4/___ No. ___ Date _____



A: Read.






Food	 bread	 soup	 noodle
 french fries	 hamburger	 hot dog	 rice porridge
 boiled rice	 sandwich	Meat	 bacon
 beef	 chicken	 fish	 lamb
 pork	 sausage	Drinks	 juice
 coffee	 milk	 beer	 tea
 water	 soda	 soft drinks	How to cook
 fry	 grill	 bake	 boil

B: Look at the pictures and write the sentences by using

like, likes, don't like, doesn't like.

Example:

I like tea. 	I don't like hamburgers.  
--	---

1.		She _____
2.		He _____
3.		You _____
4.		They _____
5.		Paul and I _____

C: Answer the questions.

1. What food do you like?



2. What meat do you like?



3. What drinks does he like?



4. What food does she like?



5. What meat don't you like?



6. What drink doesn't he like?



Love one another. 1 John 3:23