

Unit 3 Colors



Exercise 1: Look and write the missing letters.



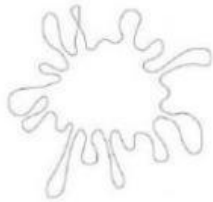
r [] d



b l [] []



[] [] l l o w



w h [] t []



[] [] n k



g [] e [] n



Exercise 2 : Find and circle the colors.

P	Y	G	P	O	V
I	E	R	V	U	H
N	L	E	E	Y	B
K	L	E	P	D	L
Z	O	N	L	R	U
S	W	H	I	T	E

- Yellow
- Red
- Green
- Blue
- Pink
- White



Exercise 3: Unscramble the color words.



i k
n p



u
i b



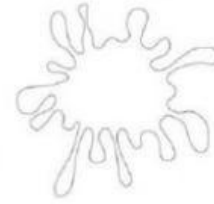
e
d r



r
e g e
n



w y
l e o



w e
h i
t



Exercise 4 : Look, read and match.



.

It's a white door.

It's a yellow flower.

It's a blue cap.

It's a pink bag.

It's a green book.

It's a red apple.



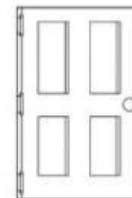
.



.



.



.



.



Exercise 5: Look , read and number.



1) It's a yellow flower.

2) It's a pink flower.




3) It's a white flower.

4) It's a red flower.



Exercise 6 : Read and color.

a




It's a pink flower.

b



It's a red flower.

c



It's a yellow flower.

d






It's a green leaf.





Exercise 9: Write the beginning letter for each picture .



Exercise 10 : Circle the odd one out .

