Lesson 9, Target letter: r

A Bat, a Rat, and a Rabbit

1. קראו את הסיפור:

Nan sits at her desk.
Ann, Dan, and Stan are her kids.
"Can I be a bat?" asks Dan.
Stan asks, "Can I be a rat?"



Nan has her red pen. She prints in red:
"Bat" and "Rat."
"Stan's a rat. Dan's a bat," Nan said.

Her kids ran past the desk.
Stan hid Nan's red pen.

"Can I be a rabbit?" asks Ann.
Nan hasn't her pen.
She can't print "Rabbit."



Stan ran past and said, "The red pen is in the bin!"
"Aha!" said Nan.

She prints "Rabbit" in red.
Nan said, "Ann's a rabbit!"

Adapted by Hanny Fuks with thanks to Fern Levitt for allowing us to use these materials The English Club™. Pictures by Julia Filipone © 2007

LIVEWORKSHEETS

Lesson 9, Target letter: r

2. תרגמו את המילים שבטבלה לעברית:

1		rat	
2		rabbit	
3		red	
4		print	
5		her	
6		are	
7		cat	
8	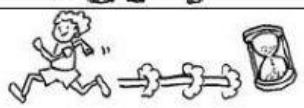	ran	
9	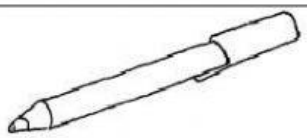	pen	
10		bin	
11		desk	
12		bat	

Adapted by Hanny Fuks with thanks to Fern Levitt for allowing us to use these materials The English Club™. Pictures by Julia Filipone © 2007

LIVEWORKSHEETS

Lesson 9, Target letter: r

תפזורת:

b	e	d	f	v	q	b	a	t	j
y	r	h	a	t	h	e	r	v	q
x	d	e	s	k	y	s	a	k	y
p	m	n	d	r	a	t	n	i	p
e	g	s	l	a	r	e	g	d	a
n	f	s	z	b	u	z	j	l	s
q	j	u	p	b	a	s	k	e	t
b	e	s	t	i	m	i	g	f	w
p	r	i	n	t	t	t	c	a	t
w	v	t	e	n	z	x	f	u	v

3. חפשו את המילים בתפזורת (במאונך, במאוזן ובאלכסון)

rat	red	best	past
her	ran	basket	desk
rabbit	print	hens	spit
are	bat	kid	best

4. כתבו את הפריטים שבטבלה באנגלית ומצאו אותם בתפזורת:

			
		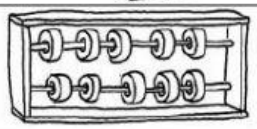	

Adapted by Hanny Fuks with thanks to Fern Levitt for allowing us to use these materials The English Club™. Pictures by Julia Filipone © 2007

LIVEWORKSHEETS

5. צפו בסרטון המצורף:

Adapted by Hanny Fuks with thanks to Fern Levitt for allowing us to use these materials The English Club™. Pictures by Julia Filipone © 2007

LIVEWORKSHEETS