Writing Ex. > Task 1 - Describing Graphs

A. Put the following words and expressions in the corresponding column.

		Go up	Go down
rocket	leap		
a climb	plunge		
plummet	grow		
dip	bottom out		
soar	reach a peak		
drop			

B. Match the phrases (1-6) below to the lines (A-C) in the graph. *You can use the letters more than once.*

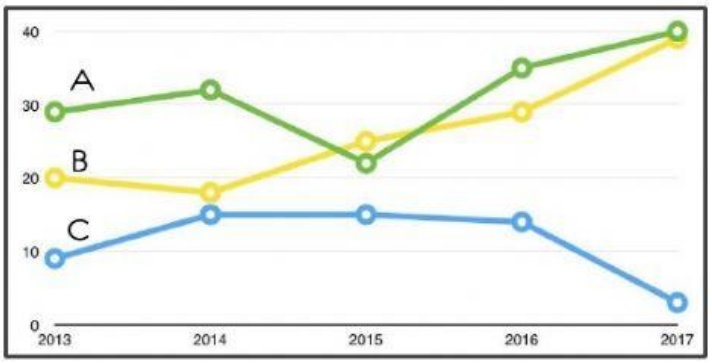

1. remain steady ☐

2. fluctuate ☐

3. increase moderately ☐

4. rise considerably ☐

5. decrease slightly ☐

6. drop sharply ☐

C. Match the graphs (A-H) with the statements (1-8). Write a number under each corresponding image.

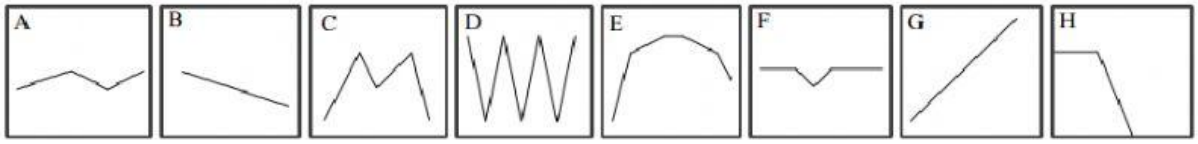

1. There was a peak in customer numbers.

2. Customer numbers were erratic.

3. Numbers fell steadily.

4. There was a steep rise in customer numbers.

5. There was a slight dip in customer numbers.

6. Customer numbers fluctuated wildly.

7. Customer numbers plunge.

8. Customer numbers fluctuated slightly.

Authored by Andrés Barón-Ávila
MA Education and Technology – UCL – IOE

LIVEWORKSHEETS

D. Label the graphs (1-11) with expressions (A-K) from the box below.

A. to increase	E. to reach a peak	I. to stand at
B. to hit a low	F. to fall	J. to remain high
C. to stay the same	G. to drop back	K. to fluctuate and then to level off
D. to recover	H. to be above/below	

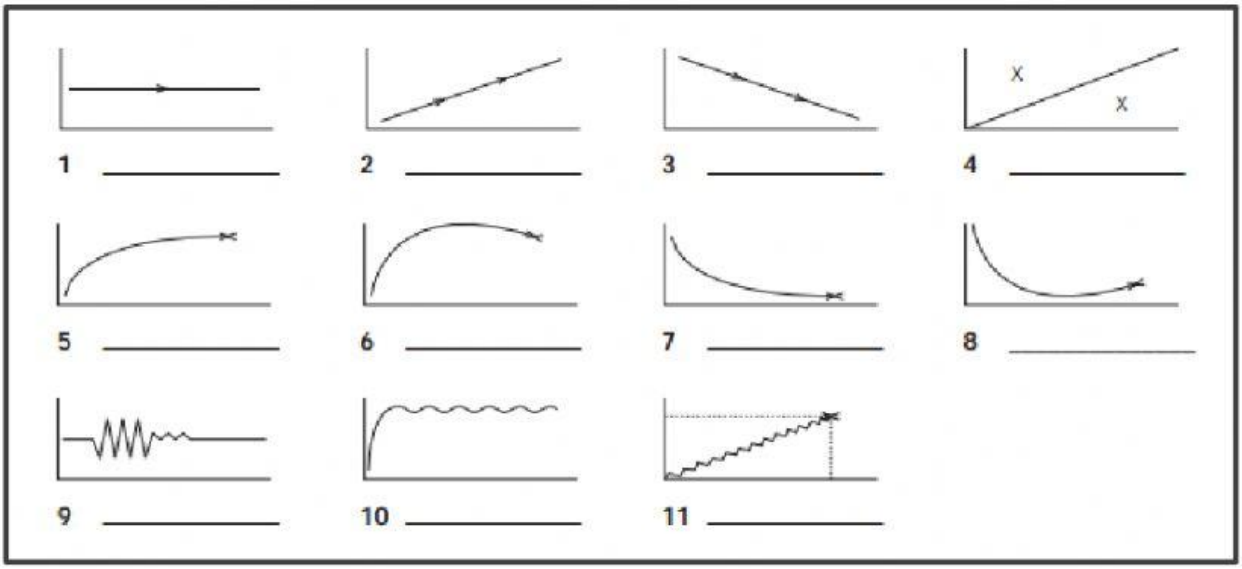

E. Match the graphs (A-L) with the statements (1-13). Write the corresponding letter next to each description. There is one EXTRA DESCRIPTION YOU DO NOT NEED TO USE.

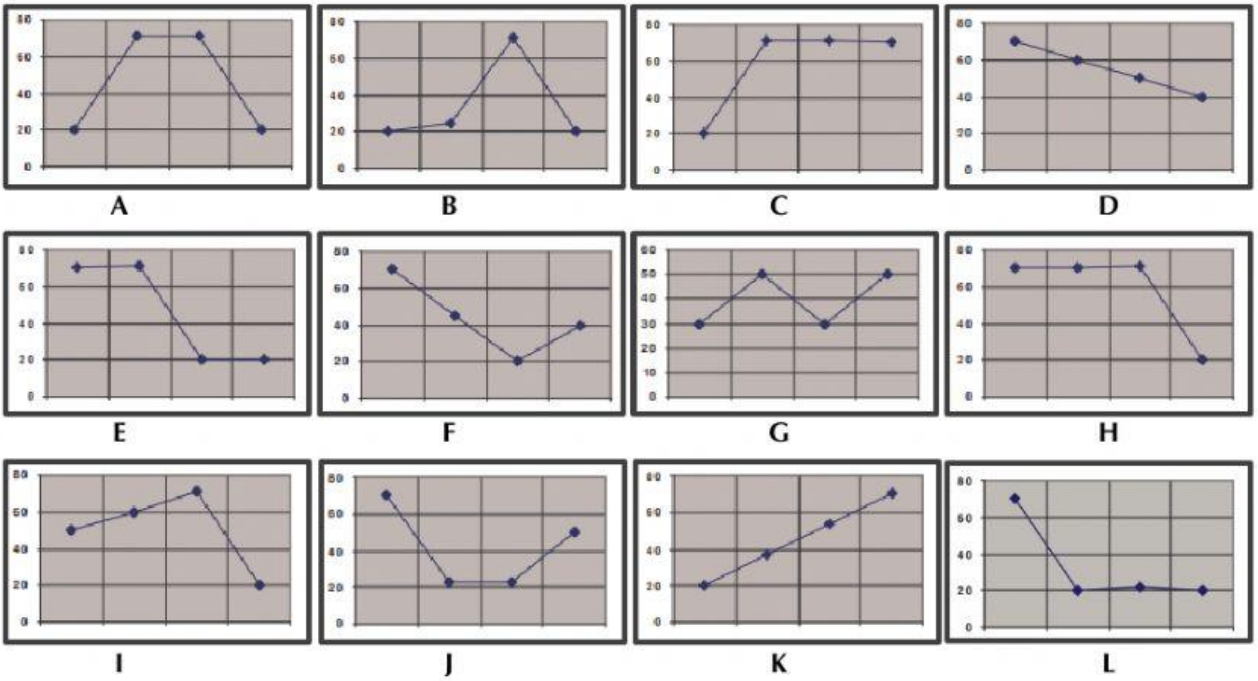

Authored by Andrés Barón-Ávila
MA Education and Technology – UCL – IOE

LIVEWORKSHEETS

1. Production fell considerably over the first three quarters reaching a low of 20. Then, it staged a partial recovery. ☐

2. After a considerable drop in the first two quarters, production bottomed out at 20. Since then, it has started to rise. ☐

3. There was a rapid drop in production in the first quarter, but it bottomed out at about 20. ☐

4. Production has fluctuated over the whole year. ☐

5. Production grew more and more rapidly over the first three quarters but then reached a peak. Since then, it has quickly dropped. ☐

6. Production showed a marginal rise in the first three quarters but then suffered a sharp drop. ☐

7. Production has dropped slowly but steadily over the year. ☐

8. Production started off steady but fell sharply in the last quarter. ☐

9. Production started climbing steadily but flattened out at a level at around 70. Since then, it has fallen steadily. ☐

10. Production started the year in a stable position but then plunged in the third quarter. It has now flattened out at a level of 20. ☐

11. Production has experienced a strong, steady growth over the whole year. ☐

12. There has been a slight increase in production over the year. ☐

13. Production grew rapidly in the first quarter but reached a plateau of about 70. Then, it remained certainly stable. ☐

F. Read the reports on the sales results of different divisions of an international company. Match each one to the correct graph.

1. Music group sales went up slightly in 1991, then fell slightly in 1992 and 1993. But best-selling record releases by Michael Jackson, Billy Joel, Mariah Carey, Pearl Jam, and many other artists led to recovery in 1994.

2. There was a sharp increase in audio equipment sales in 1991 and another increase. In 1992. But European market conditions were difficult in 1993 and 1994 and, as a result, sales fell.

3. Other sales increased steadily between 1990 and 1994 due to the strong performance of telephones, audio systems, and CD-ROM drivers.

4. There was a dramatic rise in Pictures Group sales in 1991 and sales continued to increase in 1992 and 1993. But the strong yen resulted in a fall in 1994.

5. Video equipment sales rose sharply in 1991 but then fell between 1992 and 1993. The decline in the camcorder market led to a further sharp drop in 1994.

6. Television sales went up in 1991 and continued to rise steadily until 1994 when they dropped slightly despite the strong sales of computers and wide-screen TVs.

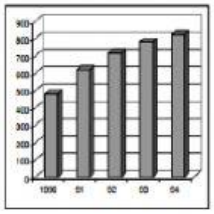
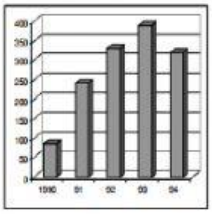

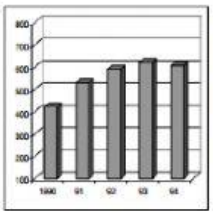
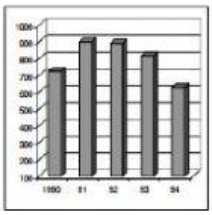
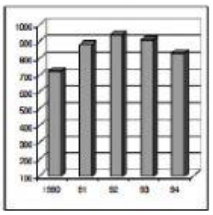

☐ ☐ ☐ ☐ ☐ ☐

Authored by Andrés Barón-Ávila
MA Education and Technology – UCL – IOE

LIVEWORKSHEETS

G. Write the letter (a-k) that fits best each description (1-12). Some letters can be used more than once.

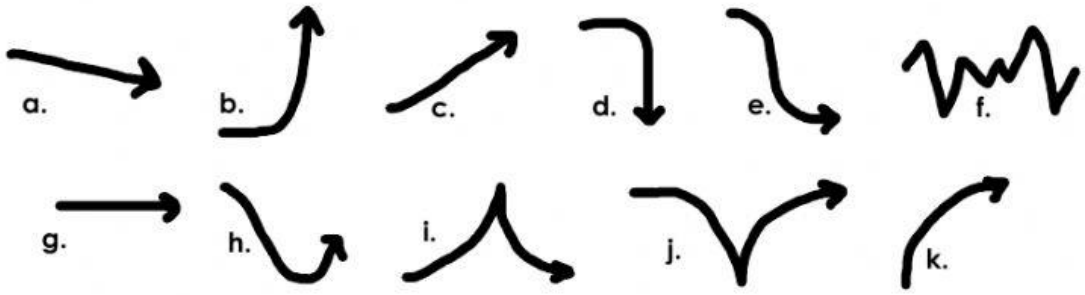

1. Tik Tok shares have shown some signs of growth. ☐

2. The energy market is becoming extremely volatile. ☐

3. The sterling reached a peak before decreasing significantly. ☐

4. The Swiss franc is staging a recovery. ☐

5. Last year the Colombian peso lost ground slightly. ☐

6. There's been a dramatic downturn in the market. ☐

7. There's been a dramatic upsurge of interest in cobalt. ☐

8. Intel stock price bottomed out at US$33,80 in July 2023. ☐

9. Gold peaked at €1,765.53 an ounce in 2023. ☐

10. Profits will level off at around €13,000 at the end of the quarter. ☐

11. Sales hit an all-time low last month. ☐

12. There has not been much movement in the price of silver. ☐

H. Read each sentence carefully. Choose the best option(s) to complete the statements.

1. In the last recession the house prices fell *over* / *by* / *to* 25%.

2. The proportion of bus commuters *dropped* / *reduced* / *decreased* slightly to 12% in 2020.

3. In LA the unemployment rate leveled *out* / *off* / *to* at 15.6% at the end of the last quarter.

4. The number of Facebook users plunged *sharply* / -- / *dramatically* between 2019-2023.

5. The number of tourists in Cartagena reached a high / peak / top of 1 million in December.

6. In 2000, the figure for Internet users started / began / grew at approximately 60 million.

7. Coffee sales reached / plummeted / had a low of 600 million dollars between June and August.

8. Laptop prices witnessed / experienced / saw a decline in the last three quarters.

9. Hybrid cars popularity will increase *for the following* / *over the next* / *through* five years.

10. The line chart *depicts* / *illustrates* / *reveals* the information about the proportion of travelers who used different types of vehicles to commute to work in a European city *during* / *in* / *over* a period from 1960 to 2000.

Authored by Andrés Barón-Ávila
MA Education and Technology – UCL – IOE

LIVEWORKSHEETS