




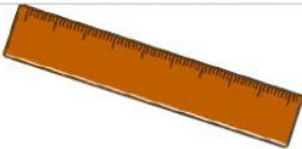


Up 1. Unit 1. Lesson 1

I. Unscramble the letters.

(Sắp xếp các chữ cái để tạo thành từ đúng bằng cách kéo thả)

 A pen	<div>n e p</div> <div></div>
 A pencil	<div>c l i e n p</div> <div></div>
 A pencil case	<div>p i l c n e s e c a</div> <div></div>
 A backpack	<div>k c p a b c a k</div> <div></div>
 An eraser	<div>e a r e s r</div> <div></div>
 A ruler	<div>r l r u e</div> <div></div>

II. Select "a" or "an". (Chọn "a" hoặc "an")



What is it?

It's



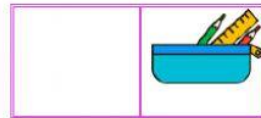
What is it?

It's




What is it?

It's



What is it?

It's



What is it?

It's



What is it?

It's

