

Welcome section

A

1 Say Hello and Goodbye

What are the words? Write them in the correct picture.

night morning evening afternoon




B

1 International words

a ► CD3 T2 Look at the pictures. Listen and write the numbers 1–12.

b ► CD3 T2 Listen again and write the words. Then check with the list on page 6 of the Student's Book.



2 Classroom objects

What are the words? Write them in the picture.

one abdro lepnic tnokeoob wwdion kdse rchia orod



3 Plural nouns

a Look at these examples for writing plurals.

door doors
phone phones
hobby hobbies
watch watches

c Write the numbers and the plural form of the words.


sandwich child woman computer person man

b Complete the table.

Singular	Plural
1 hotel	<i>hotels</i>
2 page
3 notebook
4 sandwich
5 city
6 taxi
7 nationality



1 *two computers*



2



3



4



5



6

1 Adjectives

Look at the pictures. If the adjective is correct, write (✓). If the adjective is wrong, write the correct adjective.



1 small
a big restaurant ✗



2 an expensive pen ✓



3 a new computer ✗ ✓



4 an interesting book ✗ ✓



5 a bad football team ✗ ✓



6 a big hamburger ✗ ✓



7 an old taxi ✗ ✓



8 a good hotel ✗ ✓

2 a/an

Write *a* or *an*.

- | | |
|--------------------------|-------------------------|
| 1 <u>a</u> good team | 5 _____ cheap pencil |
| 2 _____ small museum | 6 _____ expensive hotel |
| 3 _____ interesting book | 7 _____ old city |
| 4 _____ big television | 8 _____ boring DVD |

3 The alphabet

a ▶ CD3 T3 Listen to the spelling. Write the letters. What is the sentence?

Lu _____

b ▶ CD3 T4 Listen and write the words.

1 Name: Kevin _____



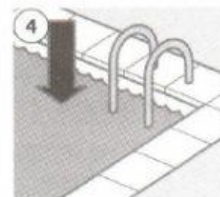



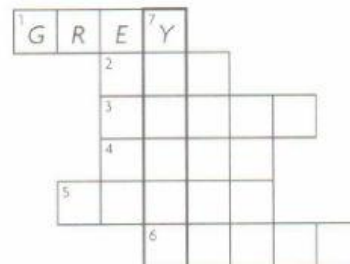
City: _____

2 Name: Julie _____

City: _____

4 Colours

a Look at the pictures. Fill in the puzzle with the colours (1–6). What is the colour in number seven?



7 _____


D

1 Asking and answering

▶ CD3 T5 Complete the dialogues with the words in the box. Then listen and check.

can help problem Thank you Excuse me
⊗ What does this mean I don't know
don't understand

- 1 Kim: The homework is on page 12. OK ?
James: Yes, great. ¹ _____, Kim.
- 2 Ben: I ² _____ these words.
Mike: No ³ _____, Ben.
I ⁴ _____ you!
Ben: Thanks, Mike!
- 3 Teacher: What's the answer, Kate?
Kate: Sorry, Miss. ⁵ _____ !
- 4 Paul: ⁶ _____, Miss.
Teacher: Yes?
Paul: ⁷ _____ ? This word here,
on page 28.
Teacher: Let me see.



2 Numbers 0-20

Write the answers.

- | | |
|---------------------------------|--------------------------|
| 1 nine + nine = <u>eighteen</u> | 5 three + two = _____ |
| 2 four + seven = _____ | 6 twelve + eight = _____ |
| 3 two + twelve = _____ | 7 ten + seven = _____ |
| 4 one + eight = _____ | 8 four + eight = _____ |

3 Numbers 20-100

a Write the next two numbers.

- | | | | | |
|---------------|--------------|---------------|----------------|-------|
| 1 ten | thirty | fifty | <u>seventy</u> | _____ |
| 2 four | eight | sixteen | _____ | _____ |
| 3 forty-one | fifty-two | sixty-three | _____ | _____ |
| 4 eighty-four | eighty-one | seventy-eight | _____ | _____ |
| 5 twenty-nine | thirty-three | thirty-seven | _____ | _____ |

b ▶ CD3 T6 Listen and circle the numbers you hear.

- | | |
|----------------|---------|
| 1 <u>13</u> 30 | 4 14 40 |
| 2 15 50 | 5 16 60 |
| 3 17 70 | 6 18 80 |