

Работен лист към Урок 10b

Does Rob go to the zoo on Sunday?

Влизайте в интернет от Google Chrome, за да можете да слушате звуковите файлове.

1. Слушайте и попълнете.

Mon....., Tu....., W....., Thu....., F.....,

Sa....., S.....

2. Отворете електронния учебник на страница 84. Чуйте урока. Прочетете го и го преведете (няма непознати думи), за да можете да направите задача 3.

3 Read again and say.

Goodbye.

1 Mr Light is a teacher. yes / no

3 Rob goes to the zoo every day. yes / no

2 Rob goes to school every day. yes / no

4 The children love the zoo. yes / no

4. Напишете думите по 2 реда, за да ги припомните.

always -винаги

sometimes -понякога

never –никога



Къде стоят
тези думи в
изречението?

I **always** help my mum.

I **sometimes** play in the park.

I **never** go to school on Saturday.

5 Listen and point. Then answer.

Monday



Thursday



Tuesday



Friday



Wednesday



1 Does Rob ride his bike on Monday?

2 Does Rob swim on Tuesday?

3 Does Rob play the guitar on Wednesday?

4 Does Rob play basketball on Thursday?

5 Does Rob go to the park on Friday?

Използвайте електронния учебник, за да чуете записа и да отговорите на въпросите.

Възможни отговори: **Yes, he does.** / **No, he doesn't.** 1.

2.

3.

4.

5.

6 What about you? Say **always**, **sometimes** or **never**.

1 I ? clean my teeth in the morning.

4 I ? go to bed at nine.

2 I ? get up early.

5 I ? go to school on Sunday.


3 I ? eat lunch at school.


А сега попълнете като отговаряте за себе си. Запишете изреченията в тетрадката за работа в клас. Аз бих записала така: **I always clean my teeth in the morning.**


Учебна тетрадка(стр. 70 и 71)


seven o'clock every day.

1 Number in order. Then choose and write.
go to school have breakfast get up clean my teeth


a  **clean my teeth**


b  1


c 


d  3

2 Read and draw.

1  1 It's one o'clock.


2  2 It's three o'clock.

3  3 It's five o'clock.

4  4 It's nine o'clock.

3:00 1:00 9:00 5:00

Тук ще свързвате, а в учебната тетрадка ще нарисувате стрелките.



It is two o'clock.

1 It's one o'clock. 2 It's three o'clock. 3 It's five o'clock. 4 It's nine o'clock.

5 Look and write.

1 It's two o'clock. 2 _____ 3 _____

4 _____ 5 _____ 6 _____

Look, choose and write.

She has breakfast. She goes to school. She cleans her teeth. She gets up.

1 _____

2 _____

3 _____

4 _____

Choose and write.

have / has go / goes get up / gets up clean / cleans play / plays like / like

1 _____ at seven o'clock.

По задача 5 **НЯМА** да работите!