



Name: \_\_\_\_\_

Date: \_\_\_\_\_

Class: \_\_\_\_\_

Part 1. Look at the pictures. Look at the letters. Write the words.

1.



\_\_\_\_\_

s / i / t / e / r / s


2.



\_\_\_\_\_

c / a / n / d / e

3.



\_\_\_\_\_

a / b / n / a / n / a

4.



\_\_\_\_\_

a / g / r / n / d / a / p


5.



\_\_\_\_\_

m / o / n / g / a

Part 2. Look at the pictures and read the questions. Write one-word answers. There are two examples.



### Examples


How many children are there?

.....two.....

What is dad doing?

.....sleeping.....

### Questions



1. Where is the cat?


..... the sofa

2. What is the girl doing?

reading a .....

3. What is the boy doing?

watching .....



4. Who is playing the piano? the .....

5. Where is the boy sitting? on the .....

**Part 3: Choose a word from the box. Write the correct word next to the numbers 1-5.**

**There is one example:**



**AN APPLE**

I am green, yellow or red. I come from a .....*tree*..... Lots of (1) ..... like eating me. I am a (2) ..... but I'm not an orange or a grape! People can get me from (3) ..... in the street. They put me in a (4) ..... there. At home, you can put me in a room like the (5) ....., for example. What am I? I am an apple.

**example**



**tree**



**eyes**



**shops**



**kitchen**



**bag**



**fruit**



**flowers**



**children**

**\_THE END\_**