

SEMESTER 2 TEST

GRADE 1






| | | | |
|------------------|------------------|----------------|----------------|
| Full name: | Mark: /10 | | |
| School: | Listening | Reading | Writing |
| Class: | /3.0 | /5.0 | /2.0 |

LISTENING

PART 1

4 questions - 1.0 point




Listen and number the pictures. There is one example.









| | | | | |
|---|---|---|---|---|
|  |  |  |  |  |
| <div style="border: 1px solid black; width: 40px; height: 40px; margin: 0 auto;"></div> | <div style="border: 1px solid black; width: 40px; height: 40px; margin: 0 auto;"></div> | <div style="border: 1px solid black; width: 40px; height: 40px; margin: 0 auto; display: flex; align-items: center; justify-content: center;">0</div> | <div style="border: 1px solid black; width: 40px; height: 40px; margin: 0 auto;"></div> | <div style="border: 1px solid black; width: 40px; height: 40px; margin: 0 auto;"></div> |

PART 2

4 questions - 1.0 point

Listen and put a tick (✓) in the box. There is one example.



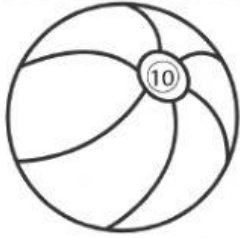












| | | | |
|------------|---|--|--|
| Ex. |  |  |  |
| | <div style="border: 1px solid black; display: inline-block; padding: 2px 10px;">A</div> <div style="border: 1px solid black; display: inline-block; padding: 2px 10px; margin-left: 5px;">✓</div> | <div style="border: 1px solid black; display: inline-block; padding: 2px 10px;">B</div> <div style="border: 1px solid black; display: inline-block; padding: 2px 10px; margin-left: 5px;"></div> | <div style="border: 1px solid black; display: inline-block; padding: 2px 10px;">C</div> <div style="border: 1px solid black; display: inline-block; padding: 2px 10px; margin-left: 5px;"></div> |

| | | | |
|----|---|---|---|
| 5. |  |  |  |
| | <div>A</div> <div></div> | <div>B</div> <div></div> | <div>C</div> <div></div> |
| 6. |  |  |  |
| | <div>A</div> <div></div> | <div>B</div> <div></div> | <div>C</div> <div></div> |
| 7. |  |  |  |
| | <div>A</div> <div></div> | <div>B</div> <div></div> | <div>C</div> <div></div> |
| 8. |  |  |  |
| | <div>A</div> <div></div> | <div>B</div> <div></div> | <div>C</div> <div></div> |

PART 3

4 questions - 1.0 point

Listen and color the pictures. There is one example.

| | | | |
|-----|---|--|---|
| Ex. |  |  |  |
| 9. |  |  |  |
| 10. |  |  |  |
| 11. |  |  |  |
| 12. |  |  |  |

READING

PART 1

3 questions - 1.5 points





Look, read and tick (✓) Yes or No. There is one example.

| | | | YES | NO |
|-----|---|--------------------------------|--------------------------|-------------------------------------|
| Ex. |  | I can sing. | <input type="checkbox"/> | <input checked="" type="checkbox"/> |
| 1. |  | I have a cookie. | <input type="checkbox"/> | <input type="checkbox"/> |
| 2. |  | How old are you? I'm three. | <input type="checkbox"/> | <input type="checkbox"/> |
| 3. |  | This is my kitchen. | <input type="checkbox"/> | <input type="checkbox"/> |

PART 2

3 questions - 1.5 points






Look, read and draw lines. There is one example.

| | | | |
|---|---|--|---|
|  |  |  |  |
| I can kick. | I can sing. | This is my living room. | I have ten books. |

PART 3

4 questions - 2.0 points

Look, read and circle the correct answer. There is one example.


| | | | |
|-----|---|--------------------------|---------------------|
| Ex. |  | <u>This is my juice.</u> | This is my book. |
| 7. |  | I can run. | I can swim. |
| 8. |  | This is my mouth. | This is my mouse. |
| 9. |  | I want a sandwich. | I love my mom. |
| 10. |  | This is my kitchen. | This is my bedroom. |

WRITING

PART 1

3 questions – 0.75 points

Order the letters. There is one example.





| | | | |
|-----|---|-----------|--|
| Ex. |  | n e s e v | <u>s</u> <u>e</u> <u>v</u> <u>e</u> <u>n</u> |
|-----|---|-----------|--|

| | | | |
|----|---|-------------|-------|
| 1. |  | l l a b | _____ |
| 2. |  | a a a b n n | _____ |
| 3. |  | n i g s | _____ |

PART 2

3 questions - 0.75 points

Look and write. There is one example.

| | | |
|-----|---|--|
| Ex. |  | I can see a <u>m</u> <u>o</u> <u>u</u> <u>s</u> <u>e</u> . |
| 4. |  | I can _____ . |
| 5. |  | I have _____ . |
| 6. |  | This is my _____ . |

PART 3

2 questions - 0.5 points

Reorder the words to make a correct sentence. There is one example.

Ex.

| |
|-------|
| swim. |
|-------|

| |
|---|
| I |
|---|

| |
|-----|
| can |
|-----|

→ *I can swim.*

7.

| |
|----|
| my |
|----|

| |
|----|
| is |
|----|

| |
|------|
| This |
|------|

| |
|----------|
| bedroom. |
|----------|

→

8.

| |
|-------|
| teddy |
|-------|

| |
|---|
| I |
|---|

| |
|------|
| have |
|------|

| |
|------|
| four |
|------|

| |
|--------|
| bears. |
|--------|

THE END.