

Part 1: Look and read. Put a tick or a cross: (10pts)**Example:****1**

It's number one.

**2**

It's number three.



1.



Pick up your crayon.

☐

6.



I want to go to the zoo.

☐

2.



This is a T- shirt.

☐

7.



Y y yo-yo

☐

3.



This is a car.

☐

8.



These are my socks.

☐

4.



T t tiger.

☐

9.



U u uncle

☐

5.



Y y yogurt.

☐

10.



I count numbers.

☐**Part 2: Look at the picture. Read and write Yes or No. (5pts)****Example:**

There are three people.

...No...

1. People are in the park.
2. The red boat is under the tree.
3. The girl in red dress is drawing pictures.
4. The boy is riding on his bike.
5. The woman has an orange handbag.

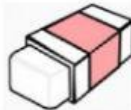
**Part 3: Unscramble the words: (8pts)****Example:**p e n

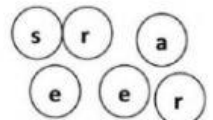
1.





5.





2.





6.



_____ pictures



3.





7.






4.






8.





LISTENING: (15pts)

Part 1: Listen and color:



Part 2: Listen and write a name or a number:

Questions

- How many monsters does May have?
- How many eyes has May's new monster got?
- What's the ugly monster's name?
- What's the name of May's favourite monster?
- Who is May's friend?

Part 3: Listen and tick the box:

Examples:

Which boy is Tom?



A ☒



B ☐




C ☐


1 What does Bill want for lunch?



A ☐



B ☐



C ☐


2 What's Pat wearing?



A ☐



B ☐




C ☐


3 Which is Sam's picture?



A ☐



B ☐



C ☐

4 What are the children doing?



A ☐



B ☐




C ☐


5 Where is Kim?



A ☐



B ☐



C ☐