

Roman numerals to 12

- 1 Match the numbers to the Roman numerals.

1

X

5

V

10

I

- 2 Write the Roman numerals as numbers.

a) II

d) XI

b) VI

e) VII

c) III

f) IX

- 3 Complete the number track.

I	II		IV		VI	VII		IX	
---	----	--	----	--	----	-----	--	----	--

What patterns do you notice?



- 4 Tiny is writing the number 6 in Roman numerals.

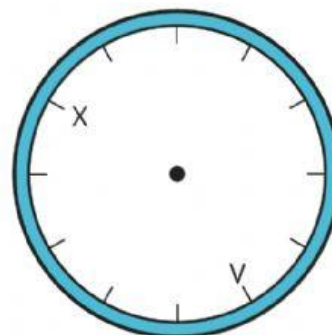


IIIIII

Do you agree with Tiny? _____

Explain your answer.

- 5 Write Roman numerals to complete the clockface.



6 Write the times shown on the clocks.

a)



c)



b)



d)



7 Draw hands to show the time on each clock.

a)




3 o'clock

c)



11 o'clock

b)



7 o'clock

d)



8 o'clock

8 Write the times shown on the clocks.

a)



b)



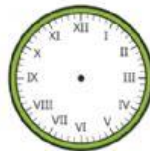
9 Draw hands to show the time on each clock.

a)



half past 10

b)



half past 4

10 Max has drawn hands on the clock to show half past 6



a) Explain the mistake that Max has made.

b) Draw hands on the second clockface to show half past 6