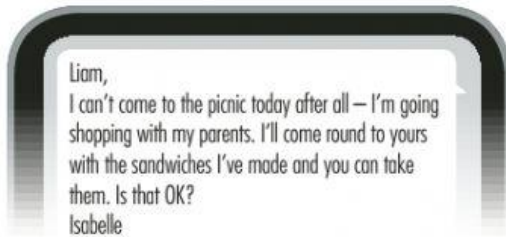


Unit 1 – Reading Part 1

Name: Class: Mark ____ / 5

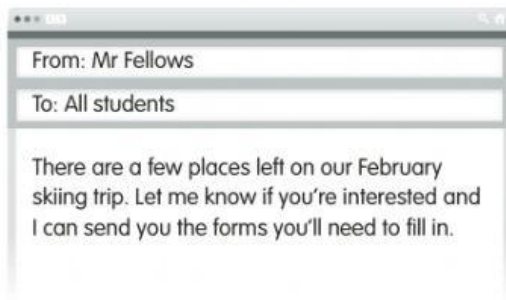
For each question, choose the correct answer.



1

What is Isabelle offering to do?

- A pick Liam up on her way past his house
- B buy some things Liam needs at the shops
- C give Liam something that she has prepared



2

- A Mr Fellows is reminding students about some forms they've forgotten to fill in.
- B Mr Fellows is letting students know about an opportunity available to them.
- C Mr Fellows is apologising because some students won't be able to go skiing.



3

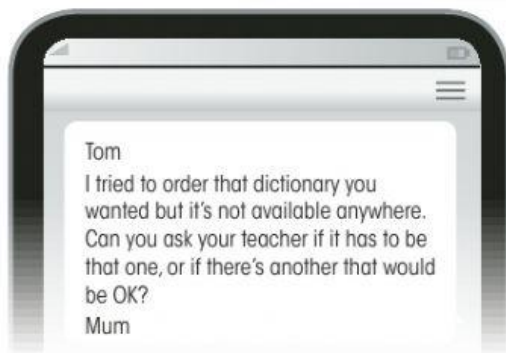
- A You must put the exact money into this machine.
- B This machine is not working at the moment.
- C It's necessary to use cash in this machine.



4

What does the notice tell bike park users?

- A It's safer to use the bike park when you are accompanied by other riders.
- B Riders should make sure they are dressed properly for the activity.
- C The bike park is only suitable for riders who have experience.



5

What does Tom's mum want to know?


- A how important it is that she gets a particular dictionary
- B which teacher asked Tom to get a new dictionary
- C where she should go to get the dictionary Tom wants

Unit 4 – Reading Part 2

Name: Class: Mark ____ / 5

For each question, choose the correct answer.

The young people below all want to find a website about sport. On the next page there are descriptions of eight sports websites. Decide which website would be the most suitable for the following people.



- 1 William wants a website with detailed information on some unusual sports for a school project. He's also interested in reading about the lives of young sports stars, and wants to play games.



- 2 Hollie wants to keep up-to-date with what's happening in the world of sport. She'd like to see clips from recent matches, and watch interviews with top stars.



- 3 Nate wants a sports website that will help him improve his health. He also wants to learn about the greatest sportspeople of the past. He likes websites where he can use his creative abilities.



- 4 Karla's a keen runner and wants a website with information about competitions near her, and contact details of coaches. She'd like to be able to buy products she needs for her sport.



- 5 Daniel loves looking at exciting sports photos and would like to improve his own sports photography skills. He's also interested in finding out about the places where great sporting events take place.

A Sport Corner

This website's an amazing online encyclopaedia, full of information about sports stars of the past and present, famous stadiums, and the rules of every sport you can think of. There's also a section on sport in novels and books, which is interesting, and a page on how to avoid injury when doing sport.

B Sport Force

As well as jokes and funny photos, this website offers a range of games based on popular sports such as football, skiing, and surfing. There are interviews with famous sports stars and coaches to read, and a page to post questions, which an expert will answer for you.

C Hi Sport

Follow your favourite teams on this site. For each sport there are fact files of the top stars and photos of them in action. There's also an online sportswear shop, videos to watch, games to play and competitions to enter, many with great prizes.

D Super Sports

This website's for young people who are interested in athletics. It has an online shop selling shoes, clothes and equipment. If you're looking for someone who can help you improve, there's a list of the best included here, with their email addresses. Also, find out about events you can enter close to where you live.

E Sport Fever

This website has fun, online activities you can play, and a section on kids who are excellent at their chosen sports. Search for any sport in the world, even rare ones, and you'll get all the facts about it you could ever need.

F Spirit of Sport

This site's the perfect place to get the latest sports news written especially for young people. If you missed a match, catch up by watching short videos of the most exciting moments. Other films include health and fitness tips, and conversations between journalists and famous sportspeople.

G Cool Sport

This website's great for fans of athletics, tennis, football, and cricket. Among other things, you'll find out everything you ever wanted to know about the stadiums and other venues where they're played – including past Olympic sites. The sports journalism section has great pictures of sporting action, and provides advice on taking your own, including the equipment you'll need to do it.

H Sport Rush

This website has a great section on sports personalities going right back to the 19th century. For older kids there are lessons on how to get fit, and the right foods to eat to support your body. It has a clever tool that lets you make your own sports movie, using pictures you've drawn yourself.

Unit 7 – Reading Part 3

Name: Class: Mark ____ / 5

For each question, choose the correct answer.

Hitchbot – the travelling robot

Humans have an interesting relationship with technology. While we love the way it helps us with our daily lives, and are excited about all the things it can help us do, from cutting the grass to performing medical operations, we are also a bit afraid of it. There are fears that robots could take away people's jobs, changing society in ways that we don't fully understand and may not actually like.

Thoughts like these are what gave scientists Frauke Zeller and David Harris Smith an interesting idea. They decided to do an experiment to see if humans would help a robot travel from one side of Canada to the other. They would leave it where drivers would find it, and see if people would pick it up in their cars and help it on its way. The scientists explained that the project was both an artwork and a social experiment. They wanted to find out if people would be kind to a robot and how they would interact with it.

The robot they built was called Hitchbot. He was made from a plastic bucket with washing-up gloves for hands and rubber boots for feet. He couldn't walk, but he could speak – just enough to ask people for a lift and then have a basic conversation with them. He had a camera which uploaded photos to a website so the public could follow his progress. Many people made the point that he wasn't really much of a robot, but to me, that sort of comment shows that they didn't fully understand the purpose of Hitchbot and why he was created.

So, was the experiment a success? Well, yes. The robot began his adventure in Port Credit, Ontario. Over the next 26 days, he was picked up 19 times and in the end travelled all the way to Victoria, British-Columbia, a distance of over 10,000 kilometres. Along the way he was photographed at events like weddings and camping trips, and being given batteries for breakfast. It seemed that people didn't only want to help the robot, they wanted to have fun with him too. Discovering this was a welcome surprise for the researchers.

- 1 What is the writer doing in the first paragraph?
 - A saying why we should all be worried about new technology
 - B giving information about the latest developments in technology
 - C explaining that people have mixed feelings about technology
 - D complaining about how technology has changed people's lives
- 2 Frauke Zeller and David Harris Smith wanted to find out
 - A what sort of art can be created with technology.
 - B how people would behave towards a robot.
 - C if technology can make some journeys easier.
 - D whether their robot could learn to be kind.
- 3 What's the writer's attitude towards negative comments about Hitchbot?
 - A He thinks they are rather unfair.
 - B He's amazed that they were so nasty.
 - C He understands why they were made.
 - D He's happy there were so many of them.
- 4 What does the writer say about the experiment in the final paragraph?
 - A It's unlikely to change people's opinions.
 - B It finished sooner than necessary.
 - C It was not a complete success.
 - D One of its results was unexpected.
- 5 What would someone who picked up Hitchbot say?
 - A I found out about Hitchbot online and went to collect it from the scientists. I had a lot of fun looking after it.
 - B Travelling from one side of Canada to the other with a robot was hard work but I'm glad I did it.
 - C We found this strange-looking thing by the side of the road, and it asked us for a lift! We couldn't refuse!
 - D I'm really glad I gave Hitchbot a lift. I know it's taught the scientists a lot about software that they didn't know before.

Unit 2 – Reading Part 4

Name: Class: Mark ____ / 5

You are going to read an article about a festival in China called the Harbin International Ice and Snow Festival. Five sentences have been removed from the article.

Choose from the sentences (A – H) the one which fits each gap (1 – 5). There are three extra sentences which you do not need to use. For each question, mark the correct letter (A – H) on your answer sheet.

The Harbin International Ice and Snow Festival

Since 1985, the city of Harbin in China has been the setting for an amazing yearly ice and snow festival. Each year, around 7,000 artists create sculptures made from ice and snow, some of which are absolutely huge! (1) ____ That's about the same height as a building with fourteen floors.

Large pieces of ice cut from the nearby Songhua River provide the material for creating the works of art. (2) ____ Animals, figures from famous stories, buildings, or copies of artworks are some of the more common statues. Teams of sculptors come from as far away as the United States and Europe and hundreds of coloured lights are used to make them an even more incredible sight.

These days, the festival site covers 750,000 m² and is split into several zones. There are sections for sports competitions such as speed skating and skiing, and others for a film festival, exhibitions of paintings and photos and music performances. (3) ____

Although the festival officially starts on January 5th each year, the locals begin to celebrate in the third week of December of the previous year. (4) ____ Depending on the weather conditions and activities, the festival usually lasts until the end of February.

Harbin is the perfect place to hold such a festival. The average daily temperature in winter is -18°C! (5) ____ Because of the cold, however, visitors are advised to bring warm coats and hats, as well as thick gloves with them, so the chilly weather doesn't spoil their enjoyment of this fantastic festival.

- A As well as these, there's even a special area for holding wedding ceremonies.
- B For instance, some days local transport cannot operate due to the freezing weather.
- C In these conditions, there's little risk of the sculptures turning back into water!
- D Knives and saws are then used to turn them into sculptures.
- E This is because most of the ice and snow sculptures are complete by this time.
- F That's why locals keep some of the sculptures long after the festival has finished.
- G One recent example was a castle, which was an incredible 48m tall.
- H This great size is partly what attracts so many visitors to the festival year after year.

Unit 5 – Reading Part 5

Name: Class: Mark ____ / 6

For each question, choose the correct answer.

Fossils



We all think we know what a fossil is. It's a plant or animal which has (1) _____ into rock. Scientists agree, but they would (2) _____ that fossils must be over 10,000 years old, and can include the signs that living things leave behind them, such as a footprint on a beach or a broken (3) _____ of a dinosaur egg.

Of course, most things never become fossils. They are eaten by other creatures or simply disappear. But when fossils are found, they are extremely useful for the scientists who are trying to get some sort of (4) _____ of what our world was like in the past.

Preparing a fossil for study is a very important job. Special tools and brushes are used to carefully (5) _____ the dirt and rock around it. Then the job is to think about what the animal or plant looked like when it was alive. In many ways it's like (6) _____ a very difficult puzzle.

- | | | | | |
|---|------------|------------|-------------|------------|
| 1 | A stayed | B made | C carried | D turned |
| 2 | A speak | B add | C tell | D wonder |
| 3 | A quantity | B piece | C shape | D slice |
| 4 | A ability | B plan | C idea | D thought |
| 5 | A delete | B cancel | C remove | D prevent |
| 6 | A solving | B deciding | C achieving | D reaching |

Unit 6 – Reading Part 6

Name: Class: Mark ____ / 6

Read the text below and think of the word that best fits each gap. Use only one word in each gap. There is an example at the beginning (0).

Write your answers **IN CAPITAL LETTERS** on your separate answer sheet.

Example: 0 THAN

In my free time, there's nothing I like better (0) _____ playing video games and writing computer programs. That's why I'd really love to work as a video game designer (1) _____ I'm older.

I'd need to develop my programming skills (2) _____ order to be able to do this kind of work, so I'll probably study programming (3) _____ university.

I recently saw an interview with one of the (4) _____ successful video game designers ever on the internet. He (5) _____ written the programs for a lot of very popular games. Anyway, he said that it's a good idea for beginners to create their own little games and then try (6) _____ out on their friends so that's what I'm going to start doing. There's lots of help available on the internet to show me how to do this. Wish me luck!