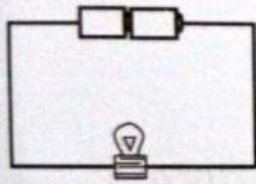


NAME:

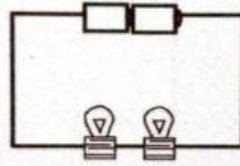
CLASS :

DATE :

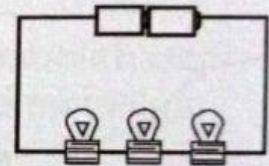
1. The diagram below shows three electric circuits, J, K and R. The brightness of the bulb is recorded.



J
Brightest



K
Bright



L
Dim



State the following three variables:

i) Manipulated variable :

ii) Responding variable :

ii) Constant variable :

2.

Ice cream		Time for the ice cream melt completely (minutes)
		30
		60

i) Manipulated variable :

ii) Responding variable :

ii) Constant variable :