Biology

Class 8th

Read the words .

Pulmonary	Pituitary	Islets
Artery	Gland	Langerhans
Superior	Thyroid	Adrenaline
Vein	Pancreas	Adrenal
Auricle	Adrenal	Medulla
Ventricle	Ovaries	Cerebrum
Deoxygenated	Thyroxine	Cerebellum
Aorta	Metabolic	Chamber
Oblongata	Neurons	Reflex

1) **Given alongside is a diagram of human heart showing its internal structure. Label the parts marked 1 to 6, and answer the following questions.**

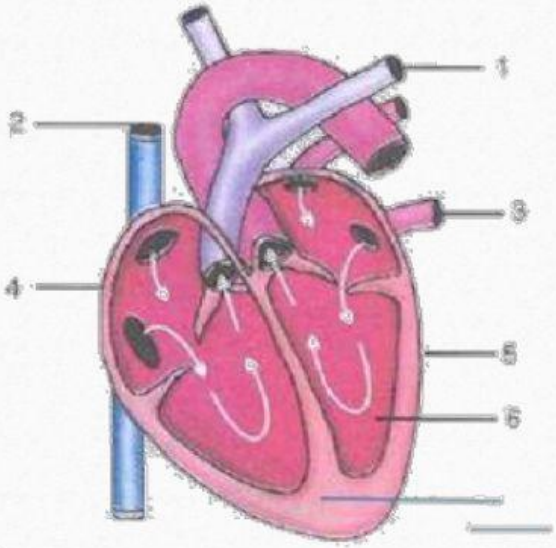

1. Which type of blood is carried by the blood vessel marked 2?

2. Name the main artery which takes the blood from heart to different parts of the body.

3. Which chamber of the heart receives deoxygenated blood from the blood?

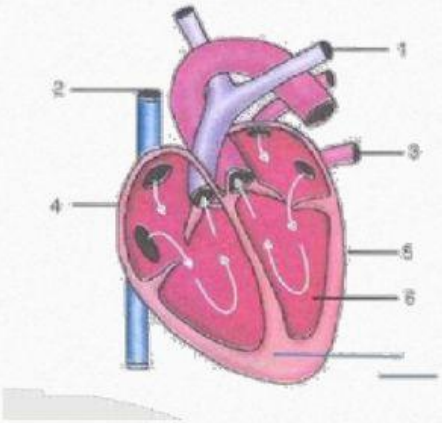

See the diagram and label it.

1.

2.

3.

4.

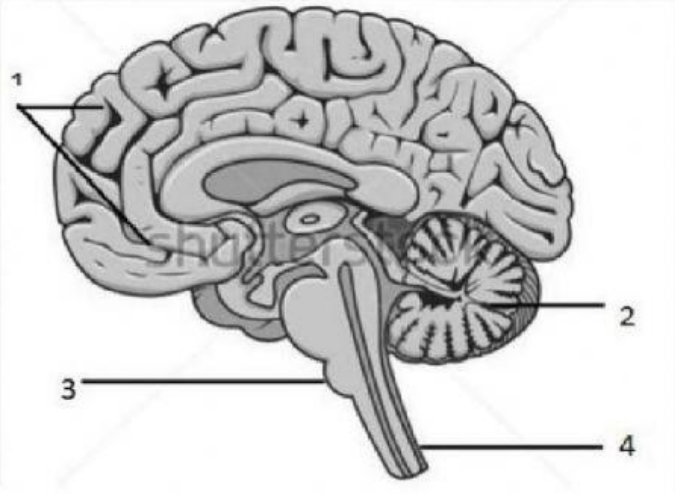

1.What is the main function of part marked 4?

2. What is the structural and functional unit of nervous system?

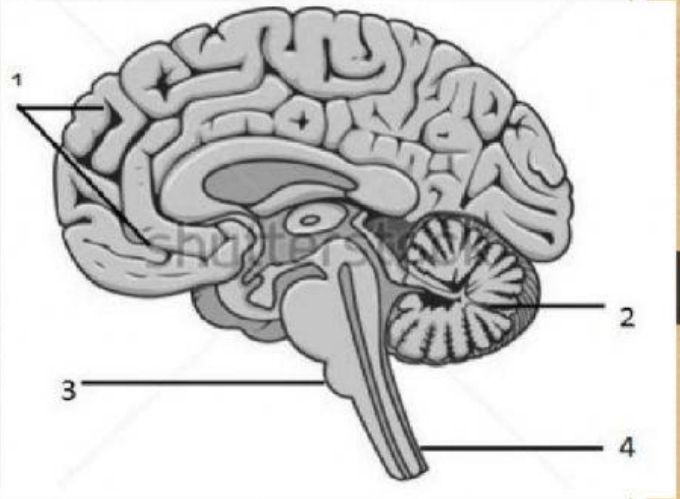

See the diagram and label it.

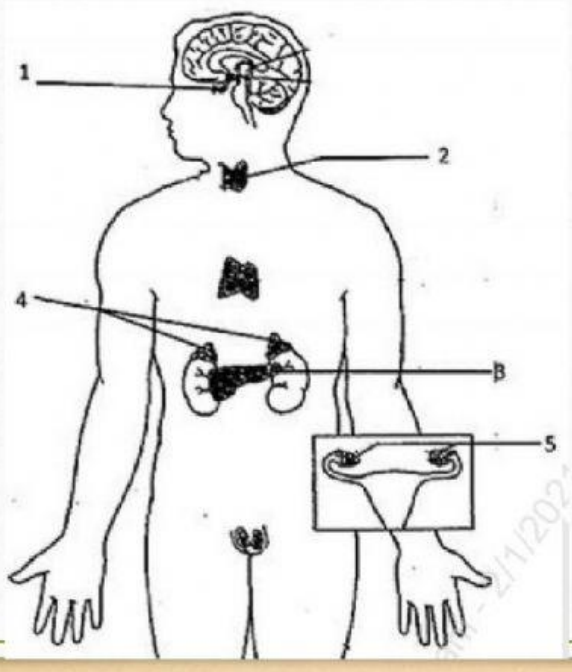

a. Name the glands marked 1 to 5.

b. Name the hormone secreted by 2.
Give one important function of this hormone.

c. Name the endocrine cells present in part 3.
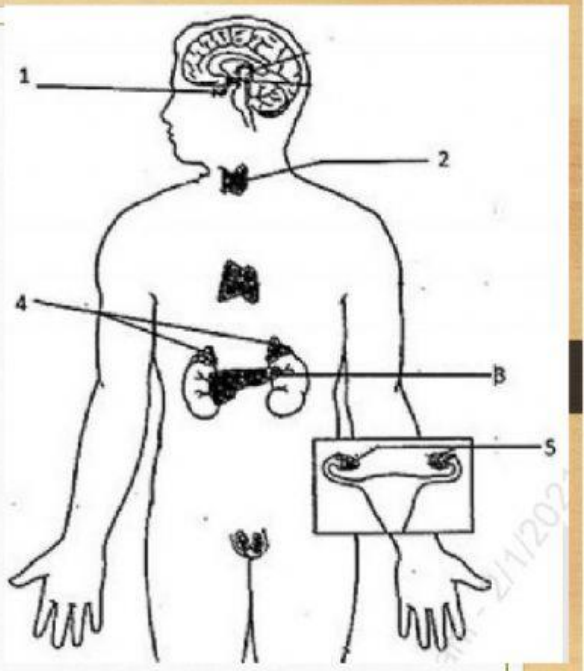
d. Name the hormone secreted by part 4.
Give one important function of this hormone.