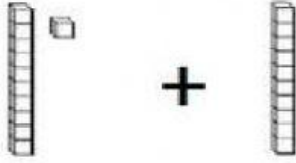
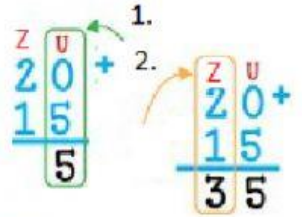


ADUNAREA NUMERELOR (ZU + ZU)

REȚINE!!!!

Când adunăm numere formate din ZU cu ZU ținem minte pașii următori:

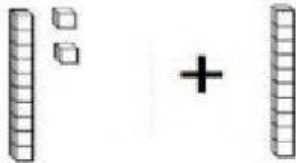
1. Adunăm **unitățile**- notăm sub unități cifra potrivită
2. Adunăm **zecile**- notăm sub zeci cifra potrivită
3. Citim numărul obținut



+

$$\overset{\text{ZU}}{11} + \overset{\text{ZU}}{10} = \boxed{}$$

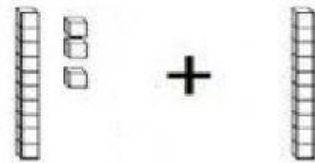
Z	U	
1	1	+
1	0	



+

$$\boxed{} + \boxed{} = \boxed{}$$

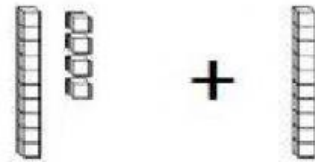
Z	U	
		+



+

$$\boxed{} + \boxed{} = \boxed{}$$

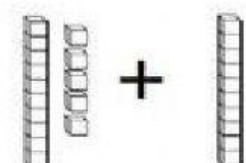
Z	U	
		+



+

$$\boxed{} + \boxed{} = \boxed{}$$

Z	U	
		+



+

$$\boxed{} + \boxed{} = \boxed{}$$

Z	U	
		+

❖ Care cifră din primul număr s-a modificat? _____

2. Unește operațiile care au același rezultat.

11 + 10

14 + 10

10 + 14

10 + 11

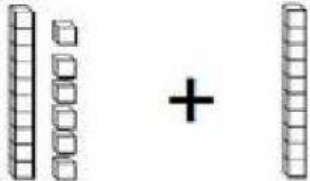



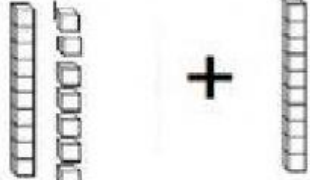



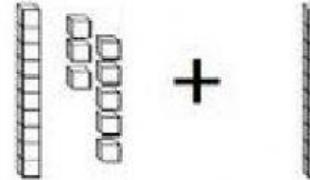







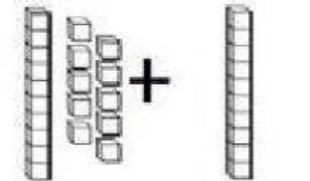

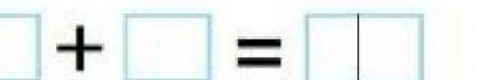

13 + 10

15 + 10

10 + 15

10 + 13

3.COMPLETEAZĂ CU NUMERELE POTRIVITE.

	+		+		=		+	<table border="1" style="border-collapse: collapse; width: 40px; height: 40px;"> <tr><td style="text-align: center; font-size: small;">z</td><td style="text-align: center; font-size: small;">u</td></tr> <tr><td style="height: 20px;"></td><td style="height: 20px;"></td></tr> <tr><td style="height: 20px;"></td><td style="height: 20px;"></td></tr> </table>	z	u				
z	u													
	+		+		=		+	<table border="1" style="border-collapse: collapse; width: 40px; height: 40px;"> <tr><td style="text-align: center; font-size: small;">z</td><td style="text-align: center; font-size: small;">u</td></tr> <tr><td style="height: 20px;"></td><td style="height: 20px;"></td></tr> <tr><td style="height: 20px;"></td><td style="height: 20px;"></td></tr> </table>	z	u				
z	u													
	+		+		=		+	<table border="1" style="border-collapse: collapse; width: 40px; height: 40px;"> <tr><td style="text-align: center; font-size: small;">z</td><td style="text-align: center; font-size: small;">u</td></tr> <tr><td style="height: 20px;"></td><td style="height: 20px;"></td></tr> <tr><td style="height: 20px;"></td><td style="height: 20px;"></td></tr> </table>	z	u				
z	u													
	+		+		=		+	<table border="1" style="border-collapse: collapse; width: 40px; height: 40px;"> <tr><td style="text-align: center; font-size: small;">z</td><td style="text-align: center; font-size: small;">u</td></tr> <tr><td style="height: 20px;"></td><td style="height: 20px;"></td></tr> <tr><td style="height: 20px;"></td><td style="height: 20px;"></td></tr> </table>	z	u				
z	u													
	+		+		=		+	<table border="1" style="border-collapse: collapse; width: 40px; height: 40px;"> <tr><td style="text-align: center; font-size: small;">z</td><td style="text-align: center; font-size: small;">u</td></tr> <tr><td style="height: 20px;"></td><td style="height: 20px;"></td></tr> <tr><td style="height: 20px;"></td><td style="height: 20px;"></td></tr> </table>	z	u				
z	u													

1. COLOREAZĂ NUMERELE CU 10 MAI MARI DECÂT: 13, 17, 18, 11, 15, 19, 14, 12, 16, 20.

1	2	3	4	5
6	7	8	9	10
11	12	13	14	15
16	17	18	19	20
21	22	23	24	25
26	27	28	29	30
31	32	33	34	35
36	37	38	39	40