


1 Family Ties


Listening

A Look carefully at the pictures below. What can you see in each one?



B Look at the pictures in A again and match them to these questions.

- Where did the woman meet her cousin? ☐
- Who does the man's niece take after? ☐
- How does the man's daughter spend her free time? ☐

C  Now listen to the three conversations and circle the correct answers (a, b or c) in Task B.

D Read the *Exam Close-up*. Then read the *Exam Task* below and study the pictures carefully. Write notes about the differences, similarities or connections between them.

E  Now complete the *Exam Task*.

F  Now listen again.

Exam Close-up


Identifying differences

- Before you listen, read the question for each set of pictures first and underline any key words.
- Then look at the pictures carefully and make sure you understand them.
- It's important to identify the differences between them before you listen.


Exam Task

There are six questions in this part. For each question, there are three pictures and a short recording. Circle the correct picture a, b or c.

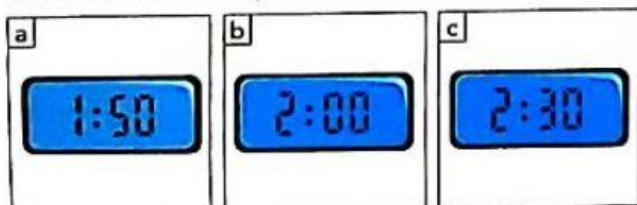
1 Which girl is her sister?



2 Who are the neighbours' children?



3 What time will the boy leave?



4 Where do Sophie and her family live now?



5 When will they have their picnic?



6 What did the boy think of his friend's father?

