









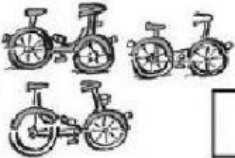







# LISTENING COMPREHENSION PRACTICE

Kid's Box 1 Unit 12

1. Listen and tick (✓) what the children like.

①	 <input checked="" type="checkbox"/>	 <input type="checkbox"/>	 <input type="checkbox"/>	 <input type="checkbox"/>
②	 <input type="checkbox"/>	 <input type="checkbox"/>	 <input type="checkbox"/>	 <input type="checkbox"/>
③	 <input type="checkbox"/>	 <input type="checkbox"/>	 <input type="checkbox"/>	 <input type="checkbox"/>
④	 <input type="checkbox"/>	 <input type="checkbox"/>	 <input type="checkbox"/>	 <input type="checkbox"/>


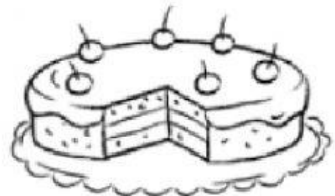
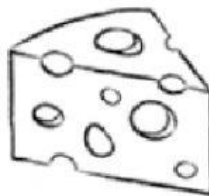
2. Listen and match.

1 She likes


2 She doesn't like

3 He likes


4 He doesn't like



3. Listen and tick (✓) or cross (✗).



4. Listen and draw lines.



janinaSki  
EFL TEACHER

