

## Letter combination: -ck

Reading and Vocabulary

1. צפו בסרטון 1 של הצרוף שלמדנו ck (צליל ק)

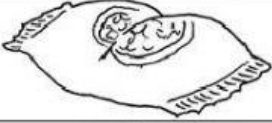










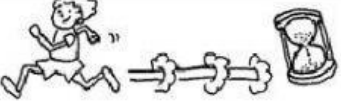
סרטון 1










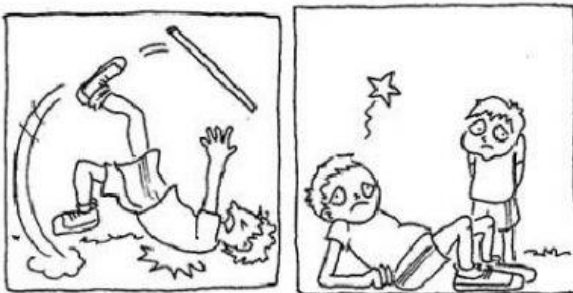
2. צפו בסרטון 2 – חזרה על שיעור - צליל ck 1  
3. מצגת של הצירוף [LINK](#) = ck

סרטון 2



1		<i>snack</i>	
2		<i>track</i>	
3		<i>pack</i>	
4		<i>back</i>	
5		<i>backpack</i>	
6		<i>sick</i>	
7		<i>stick</i>	
8		<i>kick</i>	
9		<i>neck</i>	
10		<i>sack</i>	
11		<i>mad</i>	
12		<i>ran</i>	

## The Snack at the Track

 <p>Ben picks a snack. Ned packs the snack.</p>	 <p>He packs the snack in his backpack. His backpack is behind his back.</p>
 <p>Ned ran at the track. He ran there and back.</p>	 <p>Ben had the snack in Ned's backpack.</p>
 <p>Ned asks, "The snack?" There isn't a snack!</p>	 <p>The snack's in Ben. He's sick in a sack.</p>
 <p>Ned's mad at Ben. Ned hasn't a snack. He kicks a stick.</p>	 <p>He cracks his back.</p>

6. אתם מוזמנים לצפות בסרטונים

סרטון 3

KIDSVSPHONICS.COM

ck



סרטון 4



Good Luck!