DEFINICIONES DE RECTAS Y ÁNGULOS

Lee detenidamente cada definición y observa la imagen para contestar la actividad final

Rectas paralelas: son dos o más rectas que al prolongarse no se intersectan

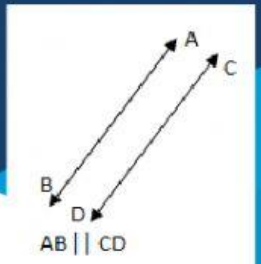

La recta AB es paralela a la recta CD

Rectas no paralelas: rectas en un mismo plano que se cruzan en un punto y forman ángulos entre ellas. En ocasiones se necesitan prolongar para observar si hay intersección o no. Se les conoce como rectas oblicuas o secantes.

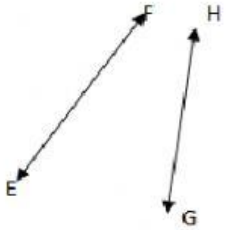

La recta EF no es paralela a la recta GH
Son rectas oblicuas

Rectas perpendiculares: Rectas que al cortarse forman un ángulo de 90°.

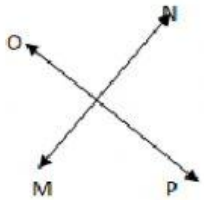

La recta MN es perpendicular a la recta OP.

Ángulos adyacentes: Son aquellos que tienen un mismo vértice y comparten un lado y sus otros lados forman una línea recta.

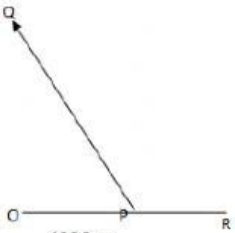

∠OPQ es adyacente al ∠QPR

Ángulos consecutivos: Son aquellos que tienen un mismo vértice y comparten un lado.

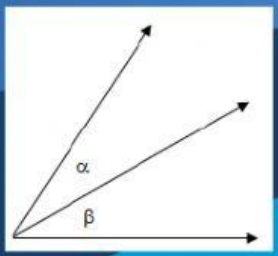

Ángulos suplementarios: Dos ángulos que suman 180°

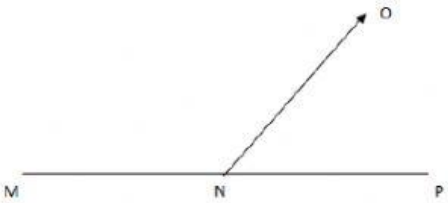

$\angle MNO + \angle ONP = 180°$

Ángulos opuestos por el vértice: Son aquellos que tienen el mismo vértice y los lados de uno son prolongación de los lados del otro.

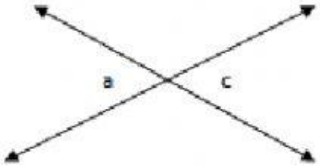

Ángulos complementarios: Son aquellos que suman 90°

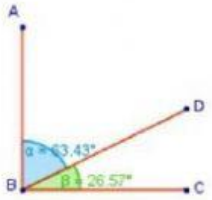

ACTIVIDAD
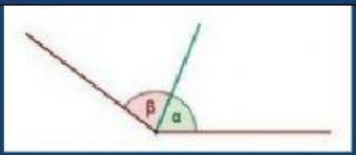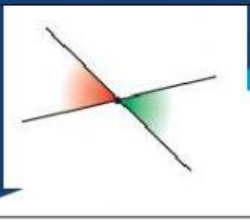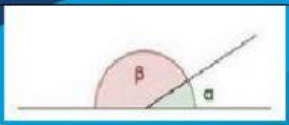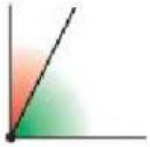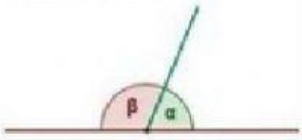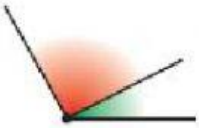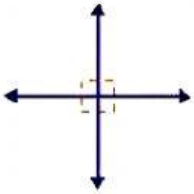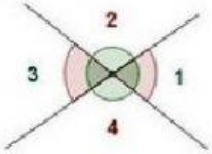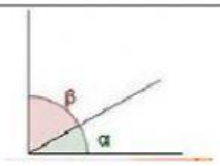
I. Escribe el nombre de cada pareja de ángulos o rectas que se muestran en las imágenes.