
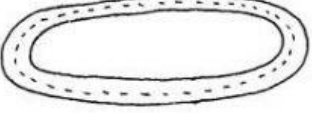









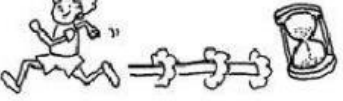


## Reading and Vocabulary


1. LINK = ck צפו במצגת של הצירוף ck
2. תרגמו את המילים לעברית
3. צפו בסרטון של הצירוף שלמדנו ck (צליל ק)
4. קראו את הסיפור בקול רם (חמש פעמים)
5. ענו על השאלות



Lesson 11, Target letter combination: -ck

1		<i>snack</i>	
2		<i>track</i>	
3		<i>pack</i>	
4		<i>back</i>	
5		<i>backpack</i>	
6		<i>sick</i>	
7		<i>stick</i>	
8		<i>kick</i>	
9		<i>neck</i>	
10		<i>sack</i>	
11		<i>mad</i>	
12		<i>ran</i>	

## The Snack at the Track



Ben picks a snack.  
Ned packs the snack.




He packs the snack in his backpack.  
His backpack is behind his back.




Ned ran at the track.  
He ran there and back.




Ben had the snack in Ned's  
backpack.



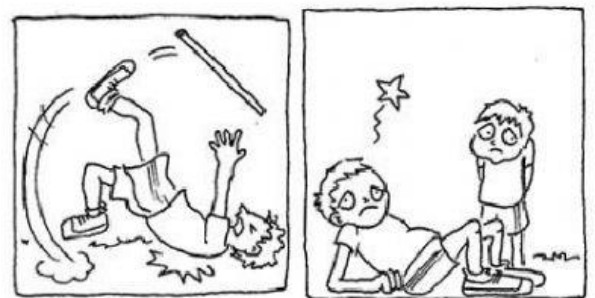
Ned asks, "The snack?"  
There isn't a snack!



The snack's in Ben.  
He's sick in a sack.



Ned's mad at Ben.  
Ned hasn't a snack. He kicks a stick.



He cracks his back.

## Lesson 11, Target letter combination: -ck