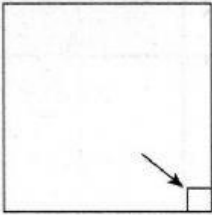
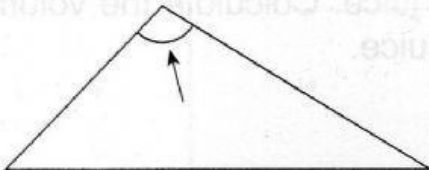
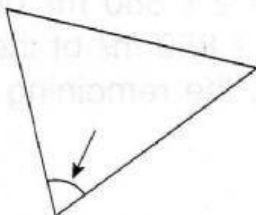
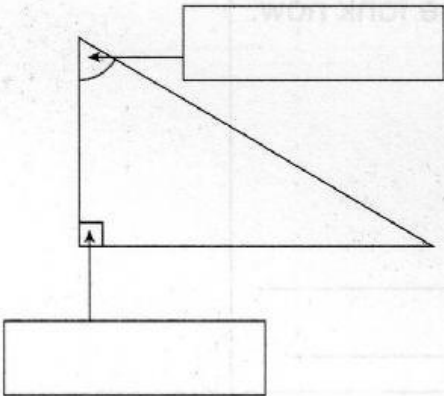
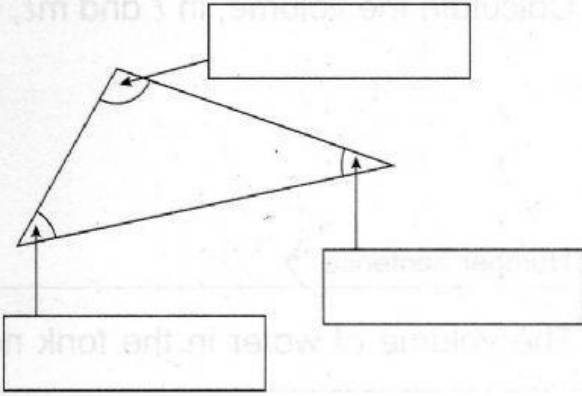


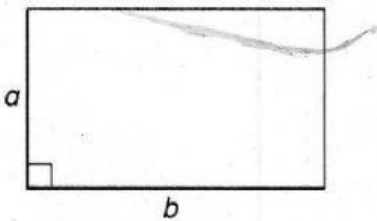
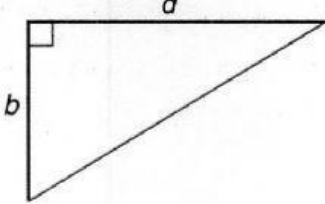

A. Name the following angles. **CS** 15.1 **LS** 15.1(i)

<p>1.</p>  <p>_____</p>	<p>2.</p>  <p>_____</p>	<p>3.</p>  <p>_____</p>
--	---	--

B. Name the types of angles of the following shapes. **CS** 15.1 **LS** 15.1(i)

<p>1.</p> 	<p>2.</p> 
--	---

C. Name either 'parallel lines' or 'perpendicular lines'. **CS** 15.2 **LS** 15.2(i)

<p>1.</p>  <p>Line <i>a</i> and line <i>b</i>:</p> <p>_____</p>	<p>2.</p>  <p>Line <i>a</i> and line <i>b</i>:</p> <p>_____</p>	<p>3.</p>  <p>Line <i>a</i> and line <i>b</i>:</p> <p>_____</p>
--	---	--