










 **HAVE TO:**   
**AFFIRMATIVE, INTERROGATIVE AND NEGATIVE**

Rellena los huecos para formar cada una de las formas de la estructura "Have to". Ten en cuenta, los signos que aparecen al lado de cada oración para así poder saber si es afirmativa, negativa o interrogativa.

1. I \_\_\_\_\_ water the plants. 
2. \_\_\_\_\_ she \_\_\_\_\_ drive to Canada?
3. He \_\_\_\_\_ do homework today. 
4. She \_\_\_\_\_ tidy her bedroom. 
5. We \_\_\_\_\_ run 4 km this morning. 
6. \_\_\_\_\_ they \_\_\_\_\_ wash the dishes?
7. \_\_\_\_\_ he \_\_\_\_\_ go home early tomorrow?
8. He \_\_\_\_\_ drink at least 2 liters. 
9. She \_\_\_\_\_ eats spaghettis with sauce. 
10. \_\_\_\_\_ you \_\_\_\_\_ go out tonight?
11. They \_\_\_\_\_ write a book. 
12. They \_\_\_\_\_ read this article 
13. I \_\_\_\_\_ jump to the corner. 
14. \_\_\_\_\_ I \_\_\_\_\_ (give) you my bike?
15. We \_\_\_\_\_ stop here for 10 minutes. 