

## THE MAIN TOPICS IN THIS WORKSHEET

Photoshop Tools  
Pen and Clone stamp tools



## IT Course (G9 Worksheet) 2020 – 2021


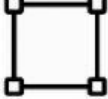





IT Teacher:  
Miss. Sahar Salem

➤ **Fill in the blanks with the words provided.**

<b>Vector shape</b>	<b>Zoom</b>	<b>Clone stamp</b>
<b>initial</b>	<b>Freeform Pen</b>	<b>Path</b>

<p>1. _____ Tool enables us to draw vector shapes and paths by automatically adding anchor points.</p>
<p>2. To draw vector shape layers click on _____ button.</p>
<p>3. To draw paths (shape outlines) click _____ button.</p>
<p>4. To close a path, all we need to do is click once again on our _____ starting point.</p>
<p>5. To zoom in the picture we use the _____ tool.</p>
<p>6. The Photoshop _____ tool allows you to copy one area of an image and copy it onto another area.</p>

➤ Match the Photoshop tools with the correct names.

	Vector shape
	Move Tool
	Clone Stamp Tool
	Path
	Zoom Tool
	Freeform Pen Tool
	Pen Tool