

How do You Read to a Rabbit?

- Background Info

Draw and write about a
favorite character in a
story.

Draw and write about a
favorite scene in a story.

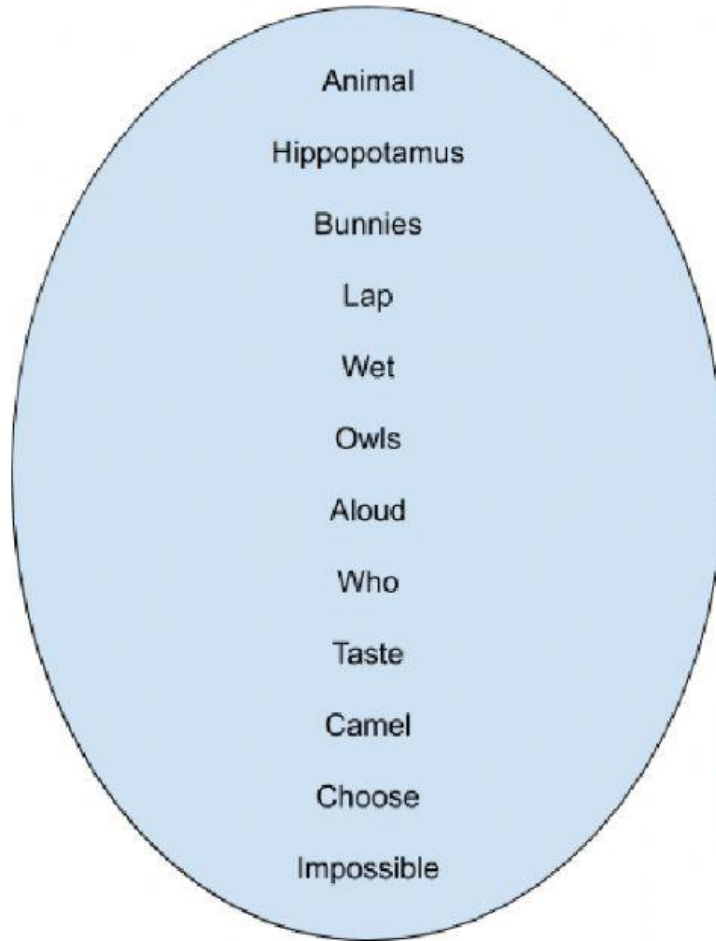

Draw and write about a
character you hate in a
story.

Draw and talk about what
kind of character you want
to be in a story.

- How do You Read to a Rabbit?

- Vocabulary Preview. Match and discuss your experiences using these words. For example: "When was the last time you sat in your mother's lap?"

Review, Opening, - live worksheets, vocab discussion, [How do You Read a Rabbit 1 - Quizlet](#) - drag and drop



- How do You Read to a Rabbit?

- Vocabulary Preview. Match and discuss your experiences using these words. For example: "When was the last time you were upside down?"

Review, opening, live worksheets, vocab discussion, [How do You Read a Rabbi 2 - Quizlett](#) - drag and drop, [Rabbit Go fish](#)



Humps

Bats

Upside down

Chameleon

Lost

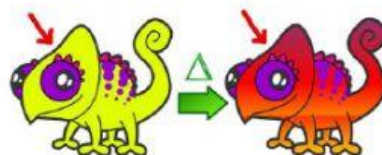
Cheetah

Might

Parrot

Copy

Pictures



- How do You Read to a Rabbit?

Review, opening, read, what will happen next, Bingo

Review, opening, talk below, [How do You Read to A Rabbit - Complete Quizlet](#)

Draw, write, and talk about 3 animals you could add to the story + problems the animal might cause

1. First,

2. Second,

3. Third

- Teacher models the reading. Students can then read a few sentences/one sentence/ a word/ half a word ... then the reading student points to another student who will continue reading aloud from that point.

- Chicken Big (Fluency Activity)

Review, opening, Fluency activity, [How Do You Read to A Rabbit? - Go Fish](#)

Finish telling the story and tell the story without reading in 1 minute! If that is too hard, extend the time. Also you can also set another time limit and do it as a group by...

... reading a few sentences/one sentence/ a word/ half a word ... then the reading student points to another student who will continue reading aloud from that point.