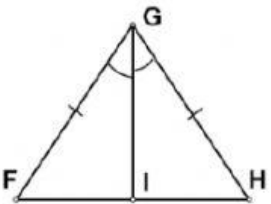
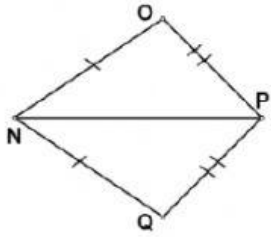
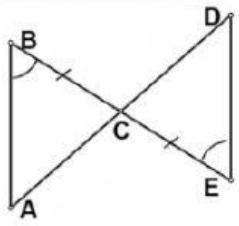
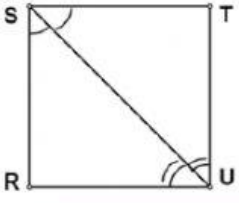
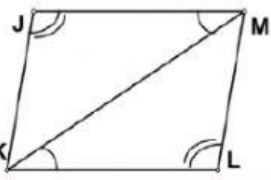
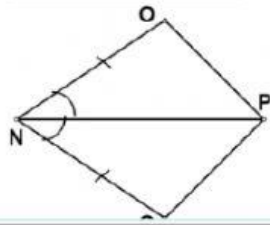
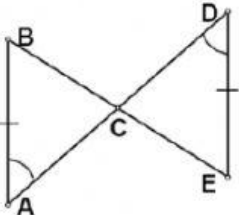
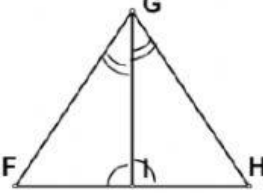
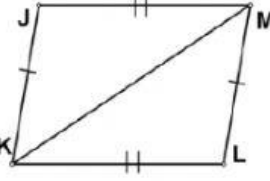
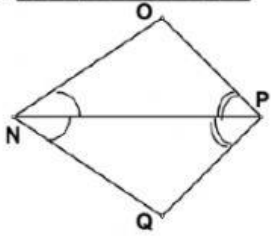
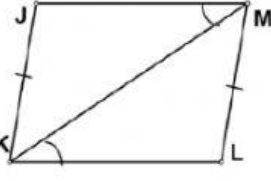
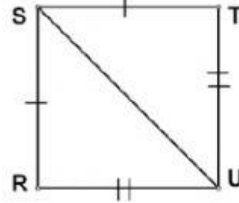


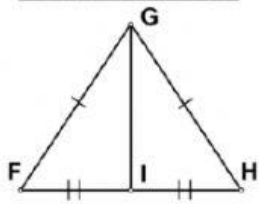
Name : \_\_\_\_\_ No. \_\_\_\_\_ Class: \_\_\_\_\_

### SSS,SAS,ASA and AAS Congruence Triangle Worksheet

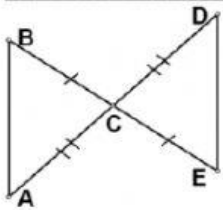
Instruction : Look at the figure below and identify what's the relation of two triangle to conclude that the triangles are congruent.

1. _____ 	2. _____ 	3. _____ 
4. _____ 	5. _____ 	6. _____ 
7. _____ 	8. _____ 	9. _____ 
10. _____ 	11. _____ 	12. _____ 

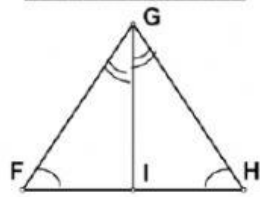
13. \_\_\_\_\_



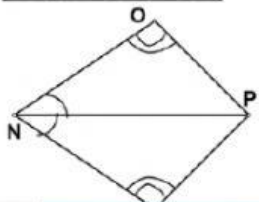
14. \_\_\_\_\_



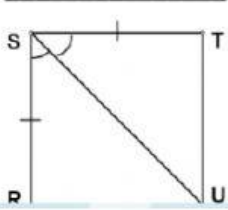
15. \_\_\_\_\_



16. \_\_\_\_\_



17. \_\_\_\_\_



18. \_\_\_\_\_

