

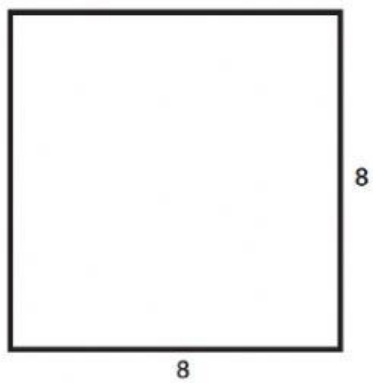
Name: Click or tap here to enter text.

Calculate the Area Matching Worksheet

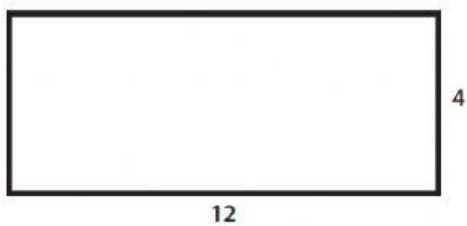
Directions: Count the squares in each figure on the left and then match it to the correct area on the right.




48 sq. units



63 sq. units



50 sq. units



64 sq. units