

WEEKLY ACTIVITIES – December 14th to 18th

School Project

- Mint

- Presentation of the class

[Click here](#)

- Paint the Mint plant



[Click here](#)

- Play with quizziz



[Click here](#)




Literacy

- Like and don't like

- Click in the pictures to check pronunciation:




- Worksheet:



Click here

- HOMEWORK: COMPLETE A LIVEWORKSHEET




Click here

Math

- Subtraction
- Check video:

- Complete worksheet done in class:



[Click here to print the worksheet:](#)

- Play and subtract



[Click here](#)

- HOMEWORK: COMPLETE A LIVEWORKSHEET




[Click here](#)

Social and Emotional Development

- Places
- Check the video:

- Click in the pictures and listen the pronunciation:



- Activity done in class:



CLICK HERE TO PRINT:

Fine Arts

- Snowman

Materials

- A piece of wool
- A piece of take
- Printed worksheet
- Scissor
- Glue

CLICK HERE TO PRINT:



Let's read

- Story "The sun and the wind"
- Check the video

- Complete pages from 51 to 54



The wind started to blow as hard as he could.



The stronger the wind blew, the man held onto his jacket.

12



Write the words.

I am the



I am the



13

Reading # 14

The sun and the wind



One day the wind asked to the sun: Who do you think is the strongest in the world?



They competed to make a man take off his jacket.

14




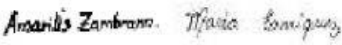
The sun shined and everything felt hot.

So, the man took off his jacket.



The sun won the competition.

15

 <p>Coordinator Msc. Rache Pinta S.</p>	 <p>English Teacher Amarilis Zambrano María Enríquez</p>
---	---