Let's Read and Write 낱말을 쓰고 문장을 읽어 봅시다.

1 짝이 되는 그림을 연결한 후, 낱말을 완성해 보세요.

❶ 

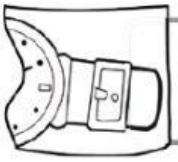

w ch

❷ 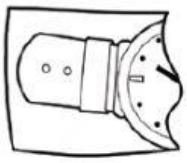

bi e

❸ 



l g

❹ 

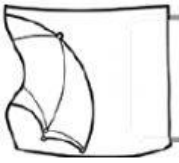

u brel a

2 문장을 읽고, 알맞은 낚싯줄의 번호를 써 보세요.

❶ My watch is red. ☐

❷ My flag is big. ☐

❸ My umbrella is small. ☐

❹ My bike is blue. ☐



3 주어진 알파벳을 사용하여, 그림에 알맞은 낱말을 완성해 보세요.

❶ 

f r e

❷ 

d o t

❸

s i t st

❹

p l t

❺

o k

❻

s ng

4 길을 따라가 나온 문장이 맞으면 ○표, 틀리면 ×표를 하세요.

❶

❷

❸

❹

❺

❻

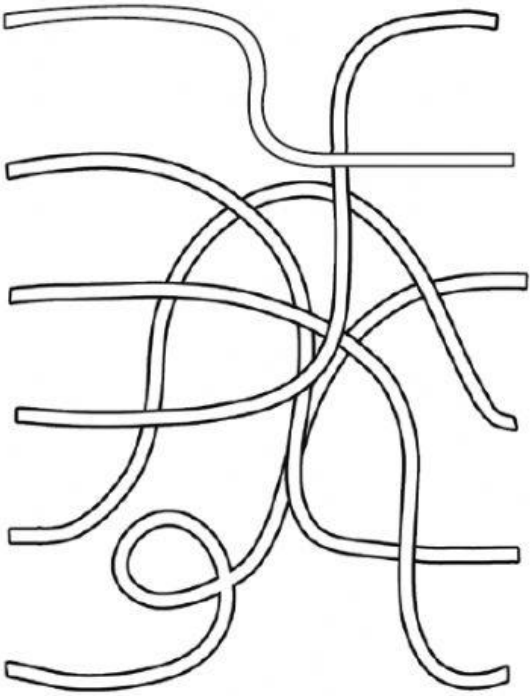

I'm a **doctor.** ☐

I'm a **singer.** ☐

I'm a **pilot.** ☐

I'm a **farmer.** ☐

I'm a **scientist.** ☐

I'm a **cook.** ☐