UJIAN SEMESTER GANJIL

TAHUN PELAJARAN : 2020/2021

Sekolah	:	**SMK Negeri 1 Moilong**
Mata Pelajaran	:	**Matematika**
Kelas	:	**XII (Duabelas)**
Hari / Tanggal	:	**Selasa, 8 Desember 2020**
Waktu	:	**90 menit**

Selamat Bekerja

Nama :

Kelas :

1. Pindahkan gambar-gambar di bawah ini ke dalam kotak sesuai dengan namanya.

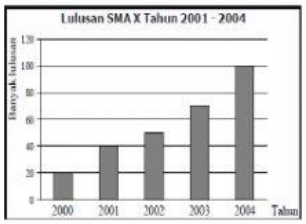

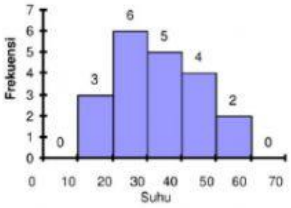

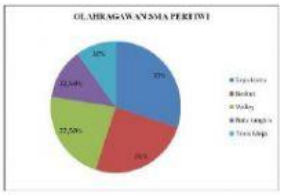

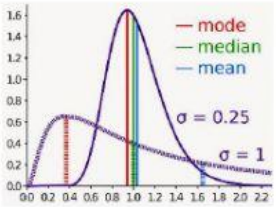

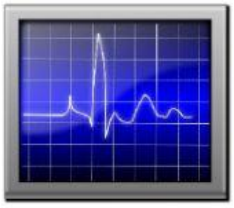

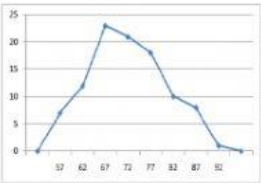

Diagram Batang	Diagram Gambar (Piktogram)	Poligon

Diagram Lingkaran	Histogram

2. Jodohkan dengan benar nama istilah berikut dengan rumusnya !

Mean Data Tunggal	$t_b + \left(\frac{\frac{1}{2}n - f_k}{f_{Me}}\right)p$
Modus Data Berkelompok	$\frac{\sum_{i=1}^{k} f_i x_i}{\sum_{i=1}^{k} f_i}$
Median Data Berkelompok	$t_{bi} + \left(\frac{\frac{i}{10}n - f_k}{f_{Di}}\right)p$
Mean Data Berkelompok	$t_{bi} + \left(\frac{\frac{i}{100}n - f_k}{f_{Pi}}\right)p$
Kuartil Data Berkelompok	$t_b + \left(\frac{d_1}{d_1 + d_2}\right)p$
Desil data Berkelompok	$\frac{\sum_{i=1}^{n} x_i}{n}$
Persentil Data Berkelompok	$t_{bi} + \left(\frac{\frac{i}{4}n - f_k}{f_{Qi}}\right)p$

3. Diketahui data distribusi fekuensi pada tabel berikut.

Lama (Detik)	Frekuensi
1 – 20	3
21 – 40	12
41 – 60	25
61 – 80	16
81 - 100	4

Mean, median, dan modus data di atas masing-masing adalah :

a. Mean =

b. Median =

c. Modus =